


2017

WELLER



STEERING IDENTIFICATION CATALOG

WELLER
REMAN CENTER

100% Associate Owned

\$25.00

The Nation's Complete Drivetrain Program!

Manual Transmissions and Transfer Cases –

Quality Remanufactured by WELLER
Light to Heavy Duty


*Eaton/Fuller • Borg Warner • New Process • Clark • IHC
• TTC Spicer • Isuzu • GMC*



Automated Manual Transmissions –

Quality Remanufactured by WELLER

*ZF Astronic® • Meritor Freedomline®
• Volvo I-Shift® • Eaton/Fuller*



Automatic Transmissions –

Quality Remanufactured by WELLER

*Allison Transmissions® • Clark • Dresser
• Funk • Twin Disc • Borg Warner*



Differentials –

Quality Remanufactured by WELLER

Complete Stock for quick exchange

*Spicer • Clark • FWD • GMC • IHC • Industrial/Off Road
• Mack/PAI • Dana/Eaton • Terex • Freightliner/Alliance
• Meritor/Rockwell • Volvo*



Steering Gear Boxes and Pumps –

Quality Remanufactured by WELLER

All units are tested on our state-of-the-art
XLT3 Road Simulator

*TRW-Ross • Saginaw • Sheppard • Vickers Pumps
• ZF • Eaton • Luk*



Electronics –

Quality Remanufactured by WELLER

All units are tested for performance and quality.

*Cummins • Eaton Fuller • ZF • Allison® • Meritor®
• Volvo® • Mack®*



WELLER REMAN HAS THE ADVANTAGE!

✓ All Makes Coverage – One Call

✓ Tech Support

✓ 17,000 Units Stock – It's Available Today!

✓ Same Day Service

✓ Specialists at Obsolete and Discontinued

✓ Aggressive Dealer Program

✓ Quality Units

✓ One Year Warranty

THE WELLER REMAN NETWORK

PROGRAM DESCRIPTION



Weller's Unit Exchange program eliminates down time by getting you the parts you need when you need them. With over 5,000 rebuilt steering gears and pumps ready to ship, we can help you eliminate downtime. Consider becoming a key partner in the industry's leading steering program today. With no commitments and no minimums, we are the industry partner for you!



aggressive reman program includes:

- Full Makes Coverage – One Call
- Next Business Day Shipping
- Sole and Discontinued Specialists
- 3-year warranty
- Excellent Core Policy (call for details)
- Technical Support
- Dyno Tested

WELLER REMAN HAS THE ADVANTAGE!

THE WELLER REMAN

THE WELLER WAY




If your company focuses on quality repairs and parts, we would like to put our 950 people on your team! Together we can eliminate downtime with complete coverage of all your drivetrain needs. That's the Weller Way – to partner in select relationships that successfully provide the customer with the best product and service. No hype! Just a true competitive advantage!

With 400,000 square feet in Grand Rapids at our remanufacturing centers and extensive warehousing at our PDC locations dedicated to drivetrain, we are committed to the industry. Through our commitment to focus solely on drivetrain components, we have been able to partner with industry leaders. These partnerships put the best product available in the hands of the company that needs it most!

Interested in becoming a key partner in our Reman Program? Contact us today! With no commitments and no minimums, we are the Industry Partner for you!

THE WELLER REMAN NETWORK

DYNO TESTING



All steering gears and pumps are tested for performance and leakage.

THE WELLER REMAN NETWORK

AVAILABILITY



- Same Day Shipping/Delivery • Weller Pays For The Core Return
- Next Day Air Shipping Available



- | | | | | |
|--|--|---|--|--|
| <p>1 Reman Center
1500 Gezon Pkwy S.W.
Grand Rapids, MI 49509
616-724-2000
800-872-6697</p> | <p>7 Columbus, OH
2885 International St.
Columbus, OH 43228
614-771-9500
866-771-9501</p> | <p>13 Las Vegas, NV
2985 Coleman St., Suite 14
North Las Vegas, NV 89032
702-638-8222
866-764-8222</p> | <p>19 St. Louis, MO
2388 Chaffee Drive
Maryland Heights, MO 63146
314-692-2227
877-992-2227</p> | <p>25 Phoenix, AZ
702-638-8222
866-764-8222</p> |
| <p>2 Atlanta, GA
5007 Clark Howell Hwy., Suite A
Atlanta, GA 30349
404-768-9577
877-768-9577</p> | <p>8 Dallas, TX
3113 Skyway Circle N
Irving, TX 75038
972-258-0460
855-258-0460</p> | <p>14 Los Angeles, CA
9355 Cherry Ave.
Fontana, CA 92335
909-356-8322
877-356-8322</p> | <p>20 Seattle, WA
6408 South 196th Street
Kent, WA 98032
253-872-0321
877-572-0321</p> | <p>26 San Francisco, CA
909-356-8322
877-356-8322</p> |
| <p>3 Baltimore, MD
899 Airport Park Rd., Ste. N
Glen Burnie, MD 21061
410-553-0443
877-550-0443</p> | <p>9 Detroit, MI
29826 W. Eight Mile Road
Farmington Hills, MI 48336
248-473-1900
800-473-1905</p> | <p>15 Milwaukee, WI
8625 North 107th
Milwaukee, WI 53224
414-354-6400
877-354-6400</p> | <p>21 South Bend, IN
3303 William Richardson Ct.
Suite 200
South Bend, IN 46628
574-237-1000
800-968-8860</p> | <p>27 Memphis, TN
205-685-0777
866-535-0777</p> |
| <p>4 Birmingham, AL
116 Total Solutions Way
Alabaster, AL 35007
205-685-0777
866-535-0777</p> | <p>10 Gaylord, MI
353 Expressway Court
Gaylord, MI 49735
989-731-6700
888-731-6700</p> | <p>16 Minneapolis, MN
3201 85th Avenue North
Brooklyn Park, MN 55443
763-424-3800
877-424-3802</p> | <p>22 Tampa, FL
217 Hobbs Street
Suite 103
Tampa, FL 33619
813-685-6100
866-685-6109</p> | <p>28 Syracuse, NY
4530 Morgan Place
Liverpool, NY 13090
315-457-7098
844-320-4288</p> |
| <p>5 Boise, ID
8484 W. Victory Road
Boise, ID 83709
208-331-1061
888-331-1061</p> | <p>11 Houston, TX
4549 Aldine Bender
Houston, TX 77032
281-442-8855
877-677-8855</p> | <p>17 Nashville, TN
230 Molly Walton Drive
Hendersonville, TN 37075
615-264-2750
866-426-2750</p> | <p>23 Salt Lake City, UT
3450 W. California Ave.
Suite 400
Salt Lake City, UT 84104
801-886-0100
855-847-0100</p> | <p>29 Indianapolis, IN
574-237-1000</p> |
| <p>6 Chicago, IL
14407 S Gougar Rd Ste 500
Lockport, IL 60491
708-974-9919
888-974-9319</p> | <p>12 Jacksonville, FL
10330 Chedoak Court, Ste. 205
Jacksonville, FL 32218
904-757-0777
888-474-0777</p> | <p>18 Omaha, NE
8623 S. 117th St.
LaVista, NE 68128
402-597-9000
855-597-9001</p> | <p>24 Denver, CO
Drive Train Industries</p> | <p>30 Kansas City, MO
3824 N. Skiles Ave.
Kansas City, MO 64161
816-454-2237
844-341-4578</p> |
| | | | | <p>31 Portland, OR
Coming Soon!</p> |

THE WELLER REMAN NETWORK



INSTALLATION INSTRUCTIONS


STEERING GEAR AND PUMP INSTALLATION INSTRUCTIONS

To insure that your new/rebuilt steering gear/pump will operate properly, the following steps should be made to flush your entire steering systems completely.

1. Disconnect the return line from the gear at the point it is attached to the reservoir. Direct the return line into a minimum 2 gallon container. Temporarily plug reservoir return port tube or fitting. Fill reservoir with recommended fluid. Disconnect ignition system. Jack front wheels up from floor. Restrain vehicle with safety blocks. Engage starter motor and turn wheels simultaneously to full travel until oil is no longer pumped. Unplug reservoir return port tube or fitting. Reconnect return line to reservoir. Remove contaminated oil filter, if so equipped. Wipe reservoir clean with a clean shop towel. Replace oil filter. Fill reservoir to capacity. Reconnect ignition system. Start engine and run for 30 seconds. Shut engine off.
2. Fill (or refill) the pump reservoir to the cold fill mark or just enough to cover the internal filter with the manufacturer's recommended fluid.
3. Start the engine and let run at idle speed for a couple of minutes. Cycle the steering wheel a few times to eliminate entrapped air. For pumps having dipstick showing hot full only, all the truck to reach operating temperature before stopping the engine. For units with cold fill marks, the engine may be stopped after cycling. Fill to indicated levels on sight gauge or dipstick, (depending on the model).

NOTES

ADJUSTMENT PROCEDURES



AUTOMATIC POPPET ADJUSTMENT PROCEDURE

For TRW (all TAS and THP models), ZF (all models), Sheppard (all HD, MD, SD, and XD models), and Sheppard M-SERIES models (M80, M90, M100, and M110) with a part number ending in 3 (examples: M100 PHE3 and M110 PHC3).

WARNING! DO NOT TURN OR ROTATE THE STEERING GEAR UNTIL STEPS 1 THROUGH 9 ARE COMPLETED TO ENSURE PROPER ADJUSTMENT!

Adjusting the relief valve plungers is critical to the operation of your complete steering system. The relief plunger adjustment is provided to automatically reduce the steering pressure when the road wheels have reached their limits of turn. This keeps the supply pump from operating at maximum relief pressure when the road wheels are at their steering limits. System temperatures are therefore reduced, and high stress loads on the mechanical components of the steering systems are relieved.

1. Ensure that the steering gear is not rotated from the center position prior to installation.
2. Make sure that the axle stops are present and set for the proper turning radius as per manufacturer's specifications.
3. Install steering gear to frame.
4. Attach and torque input yoke. Connect hydraulic hoses.
5. Attach pitman arm and torque nut and bolt assembly.
6. Make sure that the timing mark on the sector shaft is:
 - A. 90 degrees from center line of worm shaft.
 - B. Properly aligned with the mark on the pitman arm.
7. Make sure the pitman arm positioning allows for the center point of the sector and the center point of the drag link to be plumb with each other.
8. With the wheels square to the frame, check the drag link for proper adjustment and install.
9. Once system is flushed (see p. 6) then fill reservoir, start engine, and allow to idle only. Do not allow the reservoir to run low on fluid.
10. With the front axle lifted off the ground and the engine at idle, turn the steering wheel all the way in one direction until "steering stops" bottom out. Repeat procedure in the opposite direction. Return wheels to straight ahead. Lower front axle back to the ground.
11. Poppets are now set and any remaining air should be bled.

THE WELLER REMAN NETWORK



ADJUSTMENT PROCEDURES

MANUAL POPPET ADJUSTMENT PROCEDURE

For TRW (all HF and HFB models), Sheppard (292, 392, 492, and 592 models) and M-SERIES models (M80, M90, M100, and M110) with a part number ending in a 1 (examples: M100 PCL1 and M110 PHM1).


WARNING! DO NOT TURN OR ROTATE THE STEERING GEAR UNTIL STEPS 1 THROUGH 9 ARE COMPLETED TO ENSURE PROPER ADJUSTMENT!

Adjusting the relief valve plungers is critical to the operation of your complete steering system. The relief plunger adjustment is provided to automatically reduce the steering pressure when the road wheels have reached their limits of turn. This keeps the supply pump from operating at maximum relief pressure when the road wheels are at their steering limits. Systems temperatures are therefore reduced, and high stress loads on the mechanical components of the steering system are relieved.

Adjust the relief valve plunger as follows:

1. Ensure that the steering gear is not rotated from the center position prior to installation.
2. Make sure that the axle stops are present and set for the proper turning radius as per manufacturer's specifications.
3. Install steering gear to frame.
4. Attach and torque input yoke. Connect hydraulic hoses.
5. Attach pitman arm and torque nut and bolt assembly.
6. Make sure that the timing mark on the sector shaft is:
 - A. 90 degrees from center line of worm shaft.
 - B. Properly aligned with the mark on the pitman arm.
7. Make sure the pitman arm positioning allows for the center point of the sector and the center point of the drag link to be plumb with each other.
8. With the wheels square to the frame, check the drag link for proper adjustment and install.
9. Once system is flushed (see p. 6) then fill reservoir, start engine, and allow to idle only. Do not allow the reservoir to run low on fluid.

ADJUSTMENT PROCEDURES



10. With full weight of the vehicle on all wheels, turn the steering wheel in one direction until a high pressure hiss is heard or the axle stops contact.
11. Turn the relief valve plunger located on both ends of gear in or out until the high-pressure hiss is heard when there is 1/8 to 3/16 inch clearance between the axle stops.
12. Repeat this procedure for the opposite direction of steer, and adjust the relief valve plunger on the opposite end of the steering gear.

Turning the plungers in too far will trip the relief before a full turn is realized. Turning the plungers out too far will not allow the systems to relieve, and will therefore cause damage. Do not turn the slotted plungers out beyond flush with the plunger boss or a leak will occur. Axle stops should only be adjusted in accordance with the vehicle manufacturer's specifications.


After the relief valve plunger adjustment, always check to ensure that the road wheels and tires have adequate clearance between suspension, brake and frame components.

BLEEDING THE SYSTEM

Standard



Inverted



When you air bleed a steering system, you are simply allowing air trapped in the cavities of the steering gear to escape. As a general rule, if your steering gear is a “standard mount”, you should use the Automatic Bleed method. The Automatic Bleed Method consists of step 10 and 11 in the Automatic Adjustment Procedure. If your gear is an “inverted mount”, you will need to use the Manual Bleed method to purge the trapped air from the gear.

Do not turn steering wheel with bleed screw loosened

CAUTION

- Make sure poppets are set correctly before beginning this procedure
- Find and correct the source air entry into the system before attempting these procedures. (Air can naturally enter the system when components are being removed or installed.)
- Do not allow the fluid level to drop significantly or run out of the reservoir during the entire procedure. This may introduce air into the system

1. Fill the reservoir nearly full. Do not steer. Start and run the engine for 10 seconds, then shut it off. Check and refill the reservoir. Repeat at least three times checking the oil every time.
2. Start the engine and let it idle for 2 minutes. Do not steer. Shut the engine off and check the fluid level in the reservoir. Refill as required.


THE WELLER REMAN NETWORK

BLEEDING THE SYSTEM




3. Start the engine again. Steer the vehicle from full left to full right several times. Add fluid as necessary, to the full line on the dip stick.
4. With engine idling, steer from full left turn to full right turn several times. Stop steering with the road wheels at straight ahead, and loosen the manual bleed screw 2-3 turns (in the main gear, or the rotary assist cylinder, or both if equipped). Allow air and aerated fluid to "bleed out" until only clear fluid is seen. Close the bleed screw, refill the reservoir if required.
5. Repeat step 4 three to four times until all the air is discharged.

TRW




ZF



THE WELLER REMAN NETWORK

BLEEDING THE SYSTEM

Sheppard




Sheppard (Assist Gear Box)



THE WELLER REMAN NETWORK

TRW HF54




Casting Number

Identification Number

Identification Number
Bottom View

MODEL	OEM	PART NUMBER	CASTING#	APPLICATION
HF54	TRW	001	2998	FORD
HF54	TRW	006	2999	FORD
HF54	TRW	012	2999	CHRYSLER
HF54	TRW	014	2989	
HF54	TRW	026	2999	FORD
HF54	TRW	034	2997	
HF54	TRW	038	2996	
HF54	TRW	048	2995	
HF54	TRW	053	2995	INTERNATIONAL
HF54	TRW	056	2999	
HF54	TRW	063	2296	FORD
HF54	TRW	019/042/052	2998	FORD
HF54	TRW	020/043	2996/99	FORD
HF54	TRW	021/044	2998	FORD
HF54	TRW	024/039	2997	IHC
HF54	TRW	040/055	2997	INTERNATIONAL
HF54	TRW	050/017	2996/99	FORD
HF54	TRW	059/061	2996/99	FORD
HF54	TRW	060/062/064	2996/99	FORD

TRW HF64



Casting Number

Identification Number

Top View


HF642990

Identification Number

MODEL	OEM	PART NUMBER	CASTING #	SERIES	APPLICATION
HF64	TRW	019	2989	4LINE	DIAMOND REO
HF64	TRW	021	2995	2LINE	
HF64	TRW	036	2990	2LINE	FORD
HF64	TRW	037	2990	4LINE	FORD
HF64	TRW	044	2989	4LINE	AM GENERAL
HF64	TRW	045	2988	2LINE	INTERNATIONAL
HF64	TRW	061	2984	2LINE	MACK
HF64	TRW	062	2984	4LINE	MACK
HF64	TRW	063	2989	2LINE	WHITE/HENDRICKS
HF64	TRW	065	2981	2LINE	CROWN
HF64	TRW	066	2989	2LINE	BLUEBIRD/OTTAWA
HF64	TRW	067	2987		GILLIG
HF64	TRW	071	2987	2LINE	
HF64	TRW	076	2990	2LINE	FORD
HF64	TRW	077	2990	4LINE	FORD
HF64	TRW	079	2989	4LINE	DODGE
HF64	TRW	081	2989	4LINE	

MODEL	OEM	PART NUMBER	CASTING #	SERIES	APPLICATION
HF64	TRW	087	2987		FIRE TRUCK
HF64	TRW				
HF64	TRW	093	2989	4LINE	KENWORTH
HF64	TRW	102	2989	4LINE	MILITARY
HF64	TRW	107	2981	2LINE	INTERNATIONAL
HF64	TRW	113	2984	2LINE	MACK
HF64	TRW	114	2984	2LINE	MACK
HF64	TRW	119	2989	4LINE	MACK
HF64	TRW	122	2990	2LINE	FORD
HF64	TRW	123	2990	4LINE	FORD
HF64	TRW	128	2989	2LINE	MACK
HF64	TRW	129	2989	4LINE	MACK
HF64	TRW	069/111	2981	4LINE	AUTOCAR/WHITE
HF64	TRW	080/112	2989	4LINE	WHITE/AUTO/DIAM
HF64	TRW	088/101	2984	2LINE	MACK
HF64	TRW	090/075	2989	2LINE	MACK
HF64	TRW	092/130	2987	2LINE	MACK

Identification Number




HFB 522991

Casting Number

Top View

MODEL	OEM	PART NUMBER	CASTING #	SERIES	APPLICATION
HFB52	TRW	012	2999		FORD
HFB52	TRW	015	2999	STREET SWEEPER	ATHEY
HFB52	TRW	017	2999		FORD
HFB52	TRW	028	2999		FORD
HFB52	TRW	001/011	2999		FORD
HFB52	TRW	013/033	2991		INTERNATIONAL
HFB52	TRW	014/023	2987/2989		FORD
HFB52	TRW	RCB52001	2990	SLAVE	INTERNATIONAL
HFB52	TRW	RCB52002	2999	SLAVE	FORD
HFB52	TRW	RCB52003	2999	SLAVE	MACK

TRW HFB64



Identification Number

Casting Number


MODEL	OEM	PART NUMBER	CASTING #	SERIES	APPLICATION
HFB64	TRW	001	2998		MACK
HFB64	TRW	002	2997		AM GENERAL/IHC
HFB64	TRW	003	2988		INTERNATIONAL
HFB64	TRW	005	2994		FORD
HFB64	TRW	006	2988		INTERNATIONAL
HFB64	TRW	010	2988		INTERNATIONAL
HFB64	TRW	013	2988		INTERNATIONAL
HFB64	TRW	016	2988		INTERNATIONAL
HFB64	TRW	018	2992		
HFB64	TRW	022	2988		INTERNATIONAL
HFB64	TRW	023	2992		BLUEBIRD/MACK
HFB64	TRW	026	2996		FREIGHTLINER
HFB64	TRW	029	2996		KENWORTH/WHITE
HFB64	TRW	030	2996		KENWORTH
HFB64	TRW	031	2996		PETERBILT
HFB64	TRW	033	2996		FREIGHTLINER
HFB64	TRW	035	2997		HME
HFB64	TRW	036	2998		
HFB64	TRW	040	2992		GILLIG
HFB64	TRW	041	2992		BLUEBIRD
HFB64	TRW	042	2968		FORD
HFB64	TRW	043	2996		KENWORTH
HFB64	TRW	044	2994		FORD
HFB64	TRW	045	2989		INTERNATIONAL
HFB64	TRW	046	2983		INTERNATIONAL

(Continued on next page)

TRW HFB64

MODEL	OEM	PART NUMBER	CASTING #	SERIES	APPLICATION
HFB64	TRW	047	2987		INTERNATIONAL
HFB64	TRW	050	2996		PETERBILT
HFB64	TRW	051	2978		FORD
HFB64	TRW	052	2978		
HFB64	TRW	056	2975		GMC
HFB64	TRW	057	2988		INTERNATIONAL
HFB64	TRW	062	2972		MACK
HFB64	TRW	063	2972		MACK
HFB64	TRW	066	2997		AM GENERAL/INTERNATIONAL
HFB64	TRW	071	2998		OTTAWA
HFB64	TRW	073	2997		WHITE
HFB64	TRW	079	2978		FORD
HFB64	TRW	080	2978		FORD
HFB64	TRW	082	2963		KENWORTH
HFB64	TRW	083	2963/53		PETERBILT
HFB64	TRW	085	2964		KENWORTH
HFB64	TRW	086	2964		PETERBILT
HFB64	TRW	087	2964		KENWORTH
HFB64	TRW	088	2964		FREIGHTLINER
HFB64	TRW	090	2962		WHITE/GMC
HFB64	TRW	095	2960		B-BIRD/CAPACITY
HFB64	TRW	097	2960		MACK
HFB64	TRW	098	2960		BLUEBIRD
HFB64	TRW	099	2960		MACK
HFB64	TRW	100	2997		OSTERLUND
HFB64	TRW	103	2956		FREIGHTLINER
HFB64	TRW	104	2958		FREIGHTLINER
HFB64	TRW	105	2955		INTERNATIONAL
HFB64	TRW	106	2976		MACK
HFB64	TRW	107	2958		FREIGHTLINER
HFB64	TRW	109	2997		GRADEALL
HFB64	TRW	114	2997		VOLVO/WHITE
HFB64	TRW	122	2963		MACK
HFB64	TRW	125	2951		GMC
HFB64	TRW	126	2964		PETERBILT
HFB64	TRW	127	2964		PETERBILT
HFB64	TRW	128	2998		OTTAWA
HFB64	TRW	138	2972		MACK
HFB64	TRW	008/115	2988		INTERNATIONAL
HFB64	TRW	012/058	2988		INTERNATIONAL
HFB64	TRW	055/137/025	2976/2985		MACK
HFB64	TRW	RCB64001	2989	SLAVE	INTERNATIONAL
HFB64	TRW	RCB64002	2992	SLAVE	KENWORTH
HFB64	TRW	RCB64003	2997	SLAVE	KENWORTH
HFB64	TRW	RCB64004	2996	SLAVE	HME
HFB64	TRW	RCB64005	2997	SLAVE	HME
HFB64	TRW	RCB64006		SLAVE	GMC
HFB64	TRW	RCB64007	2960	SLAVE	
HFB64	TRW	RCB64008	2964	SLAVE	FREIGHTLINER
HFB64	TRW	RCB64010	2962	SLAVE	KENWORTH
HFB64	TRW	RCB64016	2948	SLAVE	
HFB64	TRW	RCB64017	2979	SLAVE	FORD
HFB64	TRW	RCB64018	2979	SLAVE	FORD
HFB64	TRW	RCB64019	2979	SLAVE	FORD

TRW HFB70




MODEL	OEM	PART NUMBER	CASTING #	SERIES	APPLICATION
HFB70	TRW	014	2993		WHITE/WESTERN
HFB70	TRW	015	2997		MACK
HFB70	TRW	016	2999		WHITE
HFB70	TRW	019	2991		WHITE/WESTERN
HFB70	TRW	021	2998		KENWORTH
HFB70	TRW	022	2992		PETERBILT
HFB70	TRW	026	2997		
HFB70	TRW	029	2988		MACK
HFB70	TRW	030	2988		MACK
HFB70	TRW	033	2993		AM GENERAL
HFB70	TRW	036	2997 (3 BOLT)		PETERBILT
HFB70	TRW	037	2992		KENWORTH/MACK
HFB70	TRW	038	2992		KENWORTH
HFB70	TRW	042	2992		FREIGHTLINER
HFB70	TRW	044	2990		
HFB70	TRW	045	2993		WHITE/WESTERN
HFB70	TRW	048	2991		MACK
HFB70	TRW	049	2991		MACK
HFB70	TRW	054	2989		MCI
HFB70	TRW	058	2993		HENDRICKSON
HFB70	TRW	063	2990		BADGER
HFB70	TRW	065	2992		KENWORTH/MACK
HFB70	TRW	066	2992		WHITE/WESTERN S
HFB70	TRW	069	2989		PREVOST
HFB70	TRW	075	2989		MACK/KENWORTH


MODEL	OEM	PART NUMBER	CASTING #	SERIES	APPLICATION
HFB70	TRW	077	2988		CRANE CARRIER
HFB70	TRW	081	2992		FREIGHTLINER
HFB70	TRW	083	2993		INTERNATIONAL
HFB70	TRW	086	2992 (3 BOLT)		PETERBILT
HFB70	TRW	088	2990		
HFB70	TRW	089	2988		PIERCE
HFB70	TRW	096	2992		PETERBILT
HFB70	TRW	097	2993		FREIGHTLINER
HFB70	TRW	099	2991		MACK
HFB70	TRW	100	2993		WHITE
HFB70	TRW	102	2991		
HFB70	TRW	105	2990		SPARTAN
HFB70	TRW	107	2993		FREIGHTLINER
HFB70	TRW	108	2989		PREVOST
HFB70	TRW	111	2988	MIXER	ADVANCE
HFB70	TRW	113	2986		PETERBILT
HFB70	TRW	114	2986		PETERBILT
HFB70	TRW	117	2993 (3 BOLT)		WESTERN STAR
HFB70	TRW	119	2988		
HFB70	TRW	122	2992		WESTERN STAR
HFB70	TRW	130	2988		
HFB70	TRW	131	2989		
HFB70	TRW	RCB70003	2993	SLAVE	PETERBILT
HFB70	TRW	SPECIAL APP	2991		BOWMER POFF

TRW TAS40

Casting Number




TAS402299



Identification Number

MODEL	OEM	PART NUMBER	CASTING #	SERIES	APPLICATION
TAS40	TRW	002	2299		INTERNATIONAL
TAS40	TRW	003	2299		GILLIG
TAS40	TRW	005/023	2297		FREIGHTLINER/PETERBILT/KENWORTH
TAS40	TRW	006	2299		INTERNATIONAL
TAS40	TRW	008	2299		INTERNATIONAL
TAS40	TRW	009	2295		DINA
TAS40	TRW	011	2296		FORD
TAS40	TRW	013	2292		FORD
TAS40	TRW	018	2295	STREET SWEEPER	ATHEY
TAS40	TRW	021	2299		INTERNATIONAL
TAS40	TRW	023			PETERBILT
TAS40	TRW	029	2299		
TAS40	TRW	031	2297		
TAS40	TRW	033	2292		FORD
TAS40	TRW	034	2291		SPARTAN MOTORS
TAS40	TRW	037	2299		INTERNATIONAL
TAS40	TRW	038	2297		
TAS40	TRW	044	2596/2284		FORD
TAS40	TRW	045	2299		HINO
TAS40	TRW	046	2285		INTERNATIONAL
TAS40	TRW	047	2297		KENWORTH
TAS40	TRW	048	2285		INTERNATIONAL
TAS40	TRW	049	2596		FORD
TAS40	TRW	001/007	2299		INTERNATIONAL
TAS40	TRW	017/024	2292		FORD
TAS40	TRW	040/042	2285		INTERNATIONAL
TAS40	TRW	RCS40002	2294	SLAVE	GMC
TAS40	TRW	RCS40003	2294	SLAVE	KENWORTH
TAS40	TRW	RCS40005	2297	SLAVE	KENWORTH
TAS40	TRW	RCS40006	2295	SLAVE	MACK
TAS40	TRW	RCS40007	2289	SLAVE	KENWORTH
TAS40	TRW	RCS40010		SLAVE	VOLVO
TAS40	TRW	RCS40011	2286	SLAVE	VOLVO


TRW TAS55



Identification Number

MODEL	OEM	PART NUMBER	CASTING #	SERIES	APPLICATION
TAS55	TRW	001	2299		INTERNATIONAL
TAS55	TRW	003	2298		FREIGHTLINER
TAS55	TRW	004	2299		FREIGHTLINER
TAS55	TRW	005	2297		FORD
TAS55	TRW	006	2296		FORD
TAS55	TRW	008	2296		FORD
TAS55	TRW	010	2293		FORD
TAS55	TRW	012	2299		
TAS55	TRW	015	2299		
	TRW	016	2299		
TAS55	TRW	002/011	2298		FREIGHTLINER
TAS55	TRW	RCS55001	2295	SLAVE	FORD/STERLING

TRW TAS65



Identification Number

MODEL	OEM	PART NUMBER	CASTING #	SERIES	APPLICATION
TAS65	TRW	001	2299		INTERNATIONAL
TAS65	TRW	004	2295		FREIGHTLINER
TAS65	TRW	005	2293		FREIGHTLINER
TAS65	TRW	006	2296		WHITE,GMC,VOLVO
TAS65	TRW	008	2292		KENWORTH
TAS65	TRW	010	2291		FORD
TAS65	TRW	011	2291		FORD
TAS65	TRW	013	2296		VOLVO/WHITE
TAS65	TRW	015	2289		BLUEBIRD
TAS65	TRW	017	2287		INTERNATIONAL
TAS65	TRW	019	2298		
TAS65	TRW	020	2286		FREIGHTLINER
TAS65	TRW	023	2284	SWITCHER	OTTAWA/SISU
TAS65	TRW	025	2286		PETERBILT
TAS65	TRW	026	2288		GMC
TAS65	TRW	029	2283		INTERNATIONAL
TAS65	TRW	031	2285		SPARTAN
TAS65	TRW	033	2294		KENWORTH
TAS65	TRW	035	2295		PETERBILT
TAS65	TRW	037	2297		GRADEALL
TAS65	TRW	041	2298		MARMON
TAS65	TRW	042	2282		INTERNATIONAL
TAS65	TRW	044	2296		
TAS65	TRW	049	2298		FORD
TAS65	TRW	051	2280		INTERNATIONAL
TAS65	TRW	052	2286		FREIGHTLINER
TAS65	TRW	057	2289	SWITCHER	CAPACITY
TAS65	TRW	058	2299		INTERNATIONAL
TAS65	TRW	059	2299		INTERNATIONAL

(Continued on next page)

TRW TAS65

MODEL	OEM	PART NUMBER	CASTING #	SERIES	APPLICATION
TAS65	TRW	060	2289		VOLVO
TAS65	TRW	063	2297		
TAS65	TRW	064	2296		KENWORTH
TAS65	TRW	065	2279		FORD
TAS65	TRW	067	2289		
TAS65	TRW	070	2291		FORD
TAS65	TRW	071	2291		FORD
TAS65	TRW	073	2288		CHEVY/GMC
TAS65	TRW	076	2284		
TAS65	TRW	082	2276		FORD
TAS65	TRW	083	2277		FORD FT900
TAS65	TRW	084	2289		BLUEBIRD
TAS65	TRW	087	2286		PETERBILT
TAS65	TRW	088	2275		MACK
TAS65	TRW	091	2292		PETERBILT
TAS65	TRW	094	2272		MACK
TAS65	TRW	095	2271		MACK
TAS65	TRW	099	2273		VOLVO
TAS65	TRW	100	2270		FORD
TAS65	TRW	101	2278		FORD
TAS65	TRW	103	2269		FORD/STERLING
TAS65	TRW	104	2268		FORD/STERLING
TAS65	TRW	105	2267		FORD/STERLING
TAS65	TRW	107	2280		DINA
TAS65	TRW	109	2295		HME
TAS65	TRW	114	2289		PETERBILT
TAS65	TRW	115	2280		BLUE BIRD
TAS65	TRW	116	2273		PETERBILT
TAS65	TRW	117	2266		FORD/AUSTRALIA
TAS65	TRW	118	2279		FORD
TAS65	TRW	119/129	2262		FREIGHTLINER
TAS65	TRW	122	2269		STERLING
TAS65	TRW	125	2260		FORD
TAS65	TRW	126	2286		SPARTAN MOTORS
TAS65	TRW	127	2261		KENWORTH
TAS65	TRW	131	2271		MACK
TAS65	TRW	132	2296 (3 BOLT)		STERLING
TAS65	TRW	137	2280		
TAS65	TRW	140	2295		FREIGHTLINER
TAS65	TRW	156	2293		
TAS65	TRW	159	2295		
TAS65	TRW	160	2296		SPARTAN CHASSIS
TAS65	TRW	164	2285		
TAS65	TRW	179	2259		VOLVO
TAS65	TRW	180	2259		VOLVO
TAS65	TRW	183	2273		FREIGHTLINER
TAS65	TRW	186	2280		
TAS65	TRW	189	2256		MACK
TAS65	TRW	191	2259		VOLVO
TAS65	TRW	194	2296		
TAS65	TRW	196	2284		FREIGHTLINER
TAS65	TRW	197			PETERBILT
TAS65	TRW	198	2256		MACK

O-RINGS #8 Nitile


(Continued on next page)

MODEL	OEM	PART NUMBER	CASTING #	SERIES	APPLICATION
TAS65	TRW	199	2265		VOLVO
TAS65	TRW	202	2256		MACK
TAS65	TRW	203	2286		SPARTAN
TAS65	TRW	204	2254	INTERCHANGES W/8016955105 #F	VOLVO PITMAN ARM-SAME
TAS65	TRW	208	2286		HINO
TAS65	TRW	209	2286		
TAS65	TRW	210	2254		
TAS65	TRW	211	2254		
TAS65	TRW	212	2252		
TAS65	TRW	214	2274		KENWORTH
TAS65	TRW	216	2250		MACK
TAS65	TRW	217	2294		
TAS65	TRW	218	2249		KENWORTH
TAS65	TRW	219	2249		KENWORTH
TAS65	TRW	222	2250		MACK
TAS65	TRW	224	2280		AUTOCAR
TAS65	TRW	230	2295		WESTERN STAR
TAS65	TRW	66001	2258		INTERNATIONAL
TAS65	TRW	66002/66004	2258		INTERNATIONAL
TAS65	TRW	66003	2282		INTERNATIONAL
TAS65	TRW	66005	2253		INTERNATIONAL
TAS65	TRW	66006	2250		MACK
TAS65	TRW	66007	2251		MACK
TAS65	TRW	66008	2250		MACK
TAS65	TRW	66015	2250		MACK
TAS65	TRW	66017	2253		FORD
TAS65	TRW	66019	2250		MACK
TAS65	TRW	66024	2250		
TAS65	TRW	003/072	2297		WHITE/VOLVO
TAS65	TRW	007/090/086	2294/2274		KENWORTH
TAS65	TRW	009/024	2292	REMAN # → RGT66005	PETERBILT
TAS65	TRW	012/092/142	2290		MACK
TAS65	TRW	014/166	2295		WSTRN STAR/PETE
TAS65	TRW	028/085	2289		GILLIG
TAS65	TRW	038/170	2297		OSTERLUND
TAS65	TRW	047/130	2291		FORD/STERLING
TAS65	TRW	048/135	2291		FORD
TAS65	TRW	053/102	2295	SWITCHER	FREIGHTLINER/OTTAWA
TAS65	TRW	074/111	2278		FORD
TAS65	TRW	079/133	2296		KENWORTH
TAS65	TRW	129/155/157	2262		FREIGHTLINER
TAS65	TRW	143/150	2265		VOLVO
TAS65	TRW	RCS65001	2266	SLAVE	FORD/STERLING
TAS65	TRW	RCS65002	2266	SLAVE	FORD
TAS65	TRW	RCS65005	2292	SLAVE	FREIGHTLINER
TAS65	TRW	RCS65006	2270	SLAVE	FORD
TAS65	TRW	RCS65007	2292	SLAVE	
TAS65	TRW	RCS65008	2295	SLAVE	
TAS65	TRW	RCS65009	2289	SLAVE	
TAS65	TRW	RCS65012	2296	SLAVE	KENWORTH
TAS65	TRW	RCS65017	2273	SLAVE	MCNEILUS/SPARTN
TAS65	TRW	RCS65018	2266	SLAVE	STERLING
TAS65	TRW	RCS65020	2285	SLAVE	
TAS65	TRW	RCS65022	2289	SLAVE	FREIGHTLINER CONDOR

LER REMAN

RGT 66001 not the same as 66001
 KW 26 #HC

TRW TAS85




Identification Number

MODEL	OEM	PART NUMBER	CASTING #	SERIES	APPLICATION
TAS85	TRW	001	2299		VOLVO
TAS85	TRW	002/128	2298		WESTERN STAR
TAS85	TRW	003	2297		FORD
TAS85	TRW	005	2296		PIERCE
TAS85	TRW	006	2298		WESTERN STAR
TAS85	TRW	008	2295	MIXER	ADVANCE
TAS85	TRW	010	2298		FREIGHTLINER
TAS85	TRW	011	2292		CRANE
TAS85	TRW	013	2294		KENWORTH
TAS85	TRW	014	2295		CCC/SPARTAN
TAS85	TRW	017	2288		SIMON LADDER
TAS85	TRW	020	2290		FREIGHTLINER
TAS85	TRW	021			VOLVO
TAS85	TRW	028	2287		
TAS85	TRW	029	2291		MCI
TAS85	TRW	030	2296		FWD
TAS85	TRW	033	2294		PIERCE



MODEL	OEM	PART NUMBER	CASTING #	SERIES	APPLICATION
TAS85	TRW	036	2290		PETERBILT
TAS85	TRW	037	2287-2284		SUTPHEN
TAS85	TRW	040	2295		MCI
TAS85	TRW	048	2284		KENWORTH
TAS85	TRW	051	2282		FORD/STERLING
TAS85	TRW	052	2292		PETERBILT
TAS85	TRW	053	2291		PETERBILT
TAS85	TRW	054	2295		PETERBILT
TAS85	TRW	055	2292		PETERBILT
TAS85	TRW	059	2297		FORD
TAS85	TRW	063	2299		VOLVO
TAS85	TRW	066	2293		
TAS85	TRW	067	2296		
TAS85	TRW	069	2287-2284	MIXER	PETERBILT
TAS85	TRW	070	2298		WESTERN STAR
TAS85	TRW	074	2292		PETERBILT
TAS85	TRW	076	2281		VOLVO
TAS85	TRW	079	2293		
TAS85	TRW	081	2295		
TAS85	TRW	082	2290		
TAS85	TRW	088	2280		KENWORTH
TAS85	TRW	089	2287-2284	MIXER	SPARTAN
TAS85	TRW	091	2294		KENWORTH
TAS85	TRW	098	2288		SPARTAN
TAS85	TRW	100	2288		PIERCE
TAS85	TRW	106	2293		
TAS85	TRW	109	2298		FREIGHTLINER
TAS85	TRW	111	2290		PIERCE
TAS85	TRW	118	2288		
TAS85	TRW	119	2282		FREIGHTLINER
TAS85	TRW	123	2299		
TAS85	TRW	126	2986		BLUEBIRD
TAS85	TRW	130	2286		FREIGHTLINER
TAS85	TRW	131	2277		
TAS85	TRW	133	2295		
TAS85	TRW	134	2276		FREIGHTLINER
TAS85	TRW	136	2295		SPARTAN
TAS85	TRW	142	2275		FREIGHTLINER
TAS85	TRW	145	2274		
TAS85	TRW	147	2273		KENWORTH
TAS85	TRW	148	2293		
TAS85	TRW	151	2296		
TAS85	TRW	166	2290		SPARTAN
TAS85	TRW	175	2267		
TAS85	TRW	182	2295		
TAS85	TRW	616	49001400		
TAS85	TRW	038/049/062	2294		KENWORTH
TAS85	TRW	RCS85006	2294	SLAVE	PACCAR

TRW THP45



Identification Number



MODEL	OEM	PART NUMBER	CASTING #	SERIES	APPLICATION
THP45	TRW	001	2299		FREIGHTLINER
THP45	TRW	002	2299		FREIGHTLINER
THP45	TRW	003	2296		
THP45	TRW	004	2296		FREIGHTLINER
THP45	TRW	005	2291		
THP45	TRW	RCH45001	2298	SLAVE	STERLING
THP45	TRW	RCH45003	2297	SLAVE	FREIGHTLINER
THP45	TRW	RCH45004	2295	SLAVE	FREIGHTLINER
THP45	TRW	RCH45005	2294	SLAVE	VOLVO




Identification Number

MODEL	OEM	PART NUMBER	CASTING #	SERIES	APPLICATION
THP60	TRW	001	2296		FREIGHTLINER
THP60	TRW	002	2297		Pete
THP60	TRW	003	2298		
THP60	TRW	004	2296		VOLVO
THP60	TRW	006	2299		FREIGHTLINER
THP60	TRW	007	2295		FREIGHTLINER
THP60	TRW	008	2295		FREIGHTLINER
THP60	TRW	009	2296		VOLVO
THP60	TRW	010	2295		FREIGHTLINER
THP60	TRW	011	2295		FREIGHTLINER
THP60	TRW	017	2295		FREIGHTLINER
THP60	TRW	018	2296		
THP60	TRW	019	2288		VOLVO
THP60	TRW	021	2287		FREIGHTLINER
THP60	TRW	024	2283		BLUEBIRD
THP60	TRW	025	2286		INTERNATIONAL
THP60	TRW	026	2282		
THP60	TRW	031	2279		
THP60	TRW	032	2299		
THP60	TRW	PCF60001	2299		FREIGHTLINER
THP60	TRW	PCF60003	2289		INTERNATIONAL
THP60	TRW	PCF60004	2285		INTERNATIONAL
THP60	TRW	PCF60006	2280		INTERNATIONAL
THP60	TRW	RCH60003	2293	SLAVE	KENWORTH
THP60	TRW	RCH60004	2291	SLAVE	
HP60	TRW	RCH60007	2281	SLAVE	

SHEPPARD 292



Identification Number



Casting Number


Back View

Identification Number


MODEL	OEM	PART NUMBER	CASTING #	SERIES	APPLICATION
292	SHEPPARD	AJL4	292		INTERNATIONAL
292	SHEPPARD	AR4	292		INTERNATIONAL
292	SHEPPARD	BAR2	292	SLAVE	INTERNATIONAL
292	SHEPPARD	BLL4	292		INTERNATIONAL
292	SHEPPARD	BYL4	292		INTERNATIONAL
292	SHEPPARD	CBL4	292		INTERNATIONAL
292	SHEPPARD	ER2	292	SLAVE	INTERNATIONAL
292	SHEPPARD	K4	292		INTERNATIONAL

	UNIT NUMBER	CASTING #	SERIES	APPLICATION
	LR2	292	SLAVE	INTERNATIONAL
	SHEPPARD RL1	292		INTERNATIONAL
292	SHEPPARD RR2	292	SLAVE	INTERNATIONAL
292	SHEPPARD SA1	292	SLAVE	INTERNATIONAL
292	SHEPPARD SAD5	292		GMC
292	SHEPPARD SAF6	292		
292	SHEPPARD SAL5	292		MACK
292	SHEPPARD SAL6	292		MACK
292	SHEPPARD SAN6	292		
292	SHEPPARD SB1	292	SLAVE	INTERNATIONAL
292	SHEPPARD SBE5	292		INTERNATIONAL
292	SHEPPARD SBF6	292		GMC/CHEV
292	SHEPPARD SBG5	292	SLAVE	GMC
292	SHEPPARD SBG6	292	SLAVE	GMC
292	SHEPPARD SBP5	292		INTERNATIONAL
292	SHEPPARD SBP6	292		INTERNATIONAL
292	SHEPPARD SBQ6	292	SLAVE	INTERNATIONAL
292	SHEPPARD SBX6	292		GMC/CHEVY
292	SHEPPARD SBY6	292	SLAVE	GMC/CHEVY
292	SHEPPARD SCA5	292		INTERNATIONAL
292	SHEPPARD SCA6	292		INTERNATIONAL
292	SHEPPARD SCB5	292		INTERNATIONAL
292	SHEPPARD SCB6	292		INTERNATIONAL
292	SHEPPARD SCC6	292	SLAVE	INTERNATIONAL
292	SHEPPARD SCD6	292	SLAVE	INTERNATIONAL
292	SHEPPARD SC06	292	SLAVE	
292	SHEPPARD SCX6	292		GMC
292	SHEPPARD SCY6	292	SLAVE	GMC/CHEVY
292	SHEPPARD SDH6	292		INTERNATIONAL
292	SHEPPARD SDJ6	292	SLAVE	INTERNATIONAL
292	SHEPPARD SDK6	292		INTERNATIONAL
292	SHEPPARD SDL6	292	SLAVE	INTERNATIONAL
292	SHEPPARD SD06	292		MACK
292	SHEPPARD SDP6	292		MACK/RENAULT
292	SHEPPARD SDT6	292	SLAVE	MACK
292	SHEPPARD SDV6	292		INTERNATIONAL
292	SHEPPARD SDW6	292		INTERNATIONAL
292	SHEPPARD SEP6	292	SLAVE	KENWORTH/MACK
292	SHEPPARD SEQ6	292	SLAVE	
292	SHEPPARD SET6	292		MACK
292	SHEPPARD SEX6	292	SLAVE	KENWORTH
292	SHEPPARD SEZ6 <i>New # 1490 SAC</i>	292	SLAVE	SPARTAN
292	SHEPPARD SL4	292		INTERNATIONAL
292	SHEPPARD SP6	292	SLAVE	MACK
292	SHEPPARD SR1	292	SLAVE	INTERNATIONAL
292	SHEPPARD SWZ5	292		MACK
292	SHEPPARD SY4	292		MACK

SHEPPARD 392



Identification Number



Part Number

Back View

Identification Number

OEM	PART NUMBER	CASTING #	SERIES	APPLICATION
SHEPPARD	AR2	392		KENWORTH
SHEPPARD	AHL	392		
SHEPPARD	BD5	392		INTERNATIONAL
SHEPPARD	BEL2	392		INTERNATIONAL
SHEPPARD	BER3	392	SLAVE	INTERNATIONAL
SHEPPARD	BR5	392		INTERNATIONAL
SHEPPARD	BSL5	392		INTERNATIONAL
SHEPPARD	BXL5	392		INTERNATIONAL

MODEL	OEM	PART NUMBER	CASTING #	SERIES	APPLICATION
392	SHEPPARD	BXR3	392	SLAVE	INTERNATIONAL
392	SHEPPARD	CG4	392		KENWORTH
392	SHEPPARD	CVL5	392		INTERNATIONAL
392	SHEPPARD	CXL5	392		AUTOCAR
392	SHEPPARD	EJR3	392	SLAVE	MARMON
392	SHEPPARD	ENR3	392		
392	SHEPPARD	EWL5			
392	SHEPPARD	EWL5			


SHEPPARD 392

MODEL	OEM	PART NUMBER	CASTING #	SERIES	APPLICATION
392	SHEPPARD	SAL4	392		INTERNATIONAL
392	SHEPPARD	SA03	392		INTERNATIONAL
392	SHEPPARD	SAP6	392		MACK
392	SHEPPARD	SAR3	392		INTERNATIONAL
392	SHEPPARD	SAS3	392		INTERNATIONAL
392	SHEPPARD	SAV4	392		
392	SHEPPARD	SBG3	392		MARMON
392	SHEPPARD	SBN3	392		INTERNATIONAL
392	SHEPPARD	SBO4	392		FREIGHTLINER
392	SHEPPARD	SBV4	392		MACK
392	SHEPPARD	SBV6	392		MACK
392	SHEPPARD	SBX6	392		MACK
392	SHEPPARD	SCB4	392		FREIGHTLINER
392	SHEPPARD	SCH4	392		INTERNATIONAL
392	SHEPPARD	SCS3	392		INTERNATIONAL
392	SHEPPARD	SCT3	392		INTERNATIONAL
392	SHEPPARD	SCU4	392		INTERNATIONAL
392	SHEPPARD	SDX5	392		PETERBILT
392	SHEPPARD	SDY4	392		INTERNATIONAL
392	SHEPPARD	SEC4	392		MACK
392	SHEPPARD	SEK5	392		KENWORTH
392	SHEPPARD	SEL5	392		KENWORTH
392	SHEPPARD	SER5	392		KENWORTH
392	SHEPPARD	SER6	392		KENWORTH
392	SHEPPARD	SEU6/SHY6	392		VOLVO/WHITE/GMC
392	SHEPPARD	SF05	392		GMC/CHEVROLET
392	SHEPPARD	SFR5	392		GMC
392	SHEPPARD	SFS6	392		INTERNATIONAL
392	SHEPPARD	SFU4/SGS4	392		INTERNATIONAL
392	SHEPPARD	SFV4	392		INTERNATIONAL
392	SHEPPARD	SFV6	392		INTERNATIONAL
392	SHEPPARD	SFY6	392		FREIGHTLINER
392	SHEPPARD	SFZ6	392		GMC
392	SHEPPARD	SGA6	392		FREIGHTLINER
392	SHEPPARD	SGF6	392		PETERBILT
392	SHEPPARD	SGL6	392		FREIGHTLINER
392	SHEPPARD	SGM6	392		FREIGHTLINER
392	SHEPPARD	SG06	392		PETERBILT
392	SHEPPARD	SGW6	392		MACK
392	SHEPPARD	SGX6	392		FREIGHTLINER
392	SHEPPARD	SHA4/SGK4/SFP4	392		INTERNATIONAL
392	SHEPPARD	SHD4	392	MITER	CRANE CARRIER
392	SHEPPARD	SHE4	392		
392	SHEPPARD	SHM6	392		MACK
392	SHEPPARD	SHQ4	392		PETERBILT
392	SHEPPARD	SHU4	392		MACK
392	SHEPPARD	SHW6	392		MACK
392	SHEPPARD	SJB6	392	MITER	MACK
392	SHEPPARD	SJD6	392		INTERNATIONAL
392	SHEPPARD	SJF4	392		INTERNATIONAL


MODEL	OEM	PART NUMBER	CASTING #	SERIES	APPLICATION
392	SHEPPARD	SJK6	392		
392	SHEPPARD	SJM6	392		INTERNATIONAL
392	SHEPPARD	SJN6	392		INTERNATIONAL
392	SHEPPARD	SJP6	392	SLAVE	KENWORTH
392	SHEPPARD	SJT6	392		KENWORTH
392	SHEPPARD	SJV6	392		VOLVO/GM/WESTER
392	SHEPPARD	SKL6	392	SLAVE	HME
392	SHEPPARD	SKT6	392		MACK
392	SHEPPARD	SU4	392		INTERNATIONAL
392	SHEPPARD	SV4	392		INTERNATIONAL
392	SHEPPARD	SX3	392		MACK
392	SHEPPARD	T2	392		INTERNATIONAL
392	SHEPPARD	V1	392		MACK
392	SHEPPARD	Z1	392	MITER	MACK

NOTES


SHEPPARD 492



Casting Number



Identification Number



Casting Number

Back View


Identification Number

MODEL	OEM	PART NUMBER	CASTING #	SERIES	APPLICATION
492	SHEPPARD	9R113	492		
492	SHEPPARD	A04	492		PIRSCH
492	SHEPPARD	AP4	492		GMC/MCI
492	SHEPPARD	AR	492		MACK
492	SHEPPARD	AY3	492		BROCKWAY
492	SHEPPARD	BH1	492		MACK
492	SHEPPARD	BH3	492		MACK


(Continued on next page)

		PART NUMBER	CASTING #	SERIES	APPLICATION
		SHEPPARD	BLZ4		
492		SHEPPARD	B03		MACK
492		SHEPPARD	BQ4		VOLVO/GM
492		SHEPPARD	CD4		GMC
492		SHEPPARD	CDA		
492		SHEPPARD	CFR2		
492		SHEPPARD	CX4		MILITARY
492		SHEPPARD	DER4		
492		SHEPPARD	SAF5		MACK
492		SHEPPARD	SAG5		MACK
492		SHEPPARD	SAQ4		MACK
492		SHEPPARD	SAT3		
492		SHEPPARD	SAW3		GROVE
492		SHEPPARD	SAX4		FLEXIBLE
492		SHEPPARD	SBE4		
492		SHEPPARD	SBG4		SIMON DUPLEX
492		SHEPPARD	SBR4		MILITARY
492		SHEPPARD	SBX4		
492		SHEPPARD	SCA4		
492		SHEPPARD	SCB3		
492		SHEPPARD	SCW4		
492		SHEPPARD	SDB4		INTERNATIONAL
492		SHEPPARD	SDE4		ORION
492		SHEPPARD	SDOZ5		GMC
492		SHEPPARD	SDR4		
492		SHEPPARD	SDW5		
492		SHEPPARD	SEE5		AM GENERAL
492		SHEPPARD	SET4		
492		SHEPPARD	SFH5		MACK
492		SHEPPARD	SFM5		MACK
492		SHEPPARD	SFW3		MILITARY
492		SHEPPARD	SFZ5		NEW FLYER
492		SHEPPARD	SG3		MACK
492		SHEPPARD	SGF5		
492		SHEPPARD	SGP5		
492		SHEPPARD	SGV5		MACK
492		SHEPPARD	SGW5		MACK
492		SHEPPARD	SHM5		MACK
492		SHEPPARD	SHN5		MACK
492		SHEPPARD	SHV5		MACK
492		SHEPPARD	SJ3		
492		SHEPPARD	SJD5		
492		SHEPPARD	SK3		MACK
492		SHEPPARD	SS3		
492		SHEPPARD	SXZ3		FWD
492		SHEPPARD	SZ3		
492		SHEPPARD	SZ4		
492		SHEPPARD	Z		MACK

SHEPPARD 592



Identification Number



59256-6

Back View

Identification Number


ing Number

MODEL	OEM	PART NUMBER	CASTING #	SERIES	APPLICATION
992	SHEPPARD	AH4	592		BROCKWAY
992	SHEPPARD	AR1	592		MACK
	SHEPPARD	ARZ4	592		MACK
	SHEPPARD	AZ4	592		KENWORTH
	SHEPPARD	BDL4	592		
	SHEPPARD	BH5	592		

	PART NUMBER	CASTING #	SERIES	APPLICATION	
	CHL4	592		GROVE	
	SHEPPARD	CL4	592	MACK	
592	SHEPPARD	CV4	592	MACK	
592	SHEPPARD	D4	592	VOLVO WHITE	
592	SHEPPARD	DAL4	592	PETERBILT	
592	SHEPPARD	DHL4	592	KENWORTH	
592	SHEPPARD	EB4	592	MITER	C.C.C.
592	SHEPPARD	SA5	592		MACK
592	SHEPPARD	SAJ5	592	SLAVE	
592	SHEPPARD	SAK5	592		OSHKOSH
592	SHEPPARD	SAM5	592	MITER	OSHKOSH
592	SHEPPARD	SAT5	592	MITER	C.C.C.
592	SHEPPARD	SAX5	592		
592	SHEPPARD	SBP5	592	SLAVE	
592	SHEPPARD	SBS5	592	MITER	
592	SHEPPARD	SBU5	592	MITER	MACK
592	SHEPPARD	SBY5	592	MITER	MACK
592	SHEPPARD	SCA5	592	MITER	
592	SHEPPARD	SCE5	592		BROCKWAY
592	SHEPPARD	SCM5	592		MACK
592	SHEPPARD	SCR5	592		
592	SHEPPARD	SD5	592		MACK
592	SHEPPARD	SDE5	592		OSH KOSH
592	SHEPPARD	SDG5	592		
592	SHEPPARD	SDV5	592	MITER	CCC
592	SHEPPARD	SDW5	592		
592	SHEPPARD	SDZ5	592	MITER	
592	SHEPPARD	ST5	592		MACK
592	SHEPPARD	SU5	592		MACK
592	SHEPPARD	SV5/SDJ5	592		MACK
592	SHEPPARD	U3	592	MITER	MACK
592	SHEPPARD	Z4	592		MACK

NOTES


SHEPPARD HD94



Identification Number

Casting Number


MODEL	OEM	PART NUMBER	CASTING #	Fittings SERIES	APPLICATION
HD94	SHEPPARD	PAB3	HD94	J87-6020	Pete
HD94	SHEPPARD	PAF3	HD94		
HD94	SHEPPARD	PAH3	HD94		
HD94	SHEPPARD	PB3/PAR3	HD94		
HD94	SHEPPARD	PD3	HD94		
HD94	SHEPPARD	PG3	HD94		
HD94	SHEPPARD	PH3	HD94		
HD94	SHEPPARD	PJ3	HD94	Opposite	
HD94	SHEPPARD	PK3	HD94		INTERNATIONAL
HD94	SHEPPARD	PN3	HD94		INTERNATIONAL
HD94	SHEPPARD	PQ3	HD94		MACK
HD94	SHEPPARD	PX3	HD94		
HD94	SHEPPARD	PZ3	HD94		INTERNATIONAL
HD94	SHEPPARD	SA1/SC1	HD94	Side by Side	
HD94	SHEPPARD	SD1	HD94		
HD94	SHEPPARD	SM1	HD94		



Casting Number

Style 1

Identification Number



Casting Number


Style 2

Identification Number

PART NUMBER	CASTING #	SERIES	APPLICATION
PAK1	M80		MACK
PAT1/PBF1	M80		MACK
Y1	M80		
1	M80		
	M80		
	M80		TRANSIT BUS
Y1	M80		ELDORADO
	M80		

MODEL	OEM	PART NUMBER	CASTING #	SERIES	APPLICATION
M80	SHP	PBQ1	M80		
M80	SHP	PBV1	M80		
M80	SHP	SAA1	M80	SLAVE	INTERNATIONAL
M80	SHP	SAD1	M80	SLAVE	INTERNATIONAL
M80	SHP	SAE1	M80	SLAVE	INTERNATIONAL
M80	SHP	SAM1	M80	SLAVE	INTERNATIONAL
M80	SHP	SAT1/SAW1	M80	SLAVE	INTERNATIONAL
M80	SHP	SAU1	M80	SLAVE	FREIGHTLINER


SHEPPARD M90



Casting Number

Style 1

Identification



Number

Style 2

Identification Number

Rep'd 292SEZ


OEM	PART NUMBER	CASTING #	SERIES	APPLICATION
SHEPPARD	PAD1	M90		INTERNATIONAL
SHEPPARD	PAE1	M90		INTERNATIONAL
SHEPPARD	PAG1	M90		INTERNATIONAL
SHEPPARD	PAS1	M90		MACK
SHEPPARD	PBD3	M90		MACK
SHEPPARD	SAD1	M90	SLAVE	PETERBILT
SHEPPARD	SAK1	M90	SLAVE	
SHEPPARD	SAM1	M90	SLAVE	
SHEPPARD	SAR1	M90		

that
have
apts
and
to.

SHEPPARD M100

MODEL	OEM	PART NUMBER	CASTING #	SERIES	APPLICATION
M100	SHEPPARD	PCP1	M100		INTERNATIONAL
M100	SHEPPARD	PCR1	M100		INTERNATIONAL
M100	SHEPPARD	PCT1	M100		FREIGHTLINER
M100	SHEPPARD	PCX1	M100		CARPENTER
M100	SHEPPARD	PDA1	M100		MARMON
M100	SHEPPARD	PDJ1	M100		INTERNATIONAL
M100	SHEPPARD	PDK1	M100		MACK
M100	SHEPPARD	PDL1	M100		MACK
M100	SHEPPARD	PDP1	M100		FOUR TRAVEL
M100	SHEPPARD	PDQ1	M100		KENWORTH
M100	SHEPPARD	PDU1/PEZ1	M100		VOLVO/WHITE
M100	SHEPPARD	PEG1	M100		INTERNATIONAL
M100	SHEPPARD	PEN1/PLE1	M100		KENWORTH
M100	SHEPPARD	PET1/PLJ1	M100		KENWORTH
M100	SHEPPARD	PEW1	M100		PETERBILT
M100	SHEPPARD	PFA1	M100		THOMAS
M100	SHEPPARD	PFB1/PHB1	M100		MACK
M100	SHEPPARD	PFF1/PJB1	M100		VOLVO
M100	SHEPPARD	PFS1	M100		PETERBILT
M100	SHEPPARD	PFY1	M100		
M100	SHEPPARD	PGB1	M100		
M100	SHEPPARD	PGD3	M100		
M100	SHEPPARD	PGE1	M100		
M100	SHEPPARD	PGE3	M100		
M100	SHEPPARD	PGG1	M100		
M100	SHEPPARD	PGH1	M100		FREIGHTLINER
M100	SHEPPARD	PGM3	M100		FREIGHTLINER
M100	SHEPPARD	PGW1	M100		MACK
M100	SHEPPARD	PHD1	M100		MACK
M100	SHEPPARD	PHD3/PMW3	M100		
M100	SHEPPARD	PHE1	M100		PETERBILT
M100	SHEPPARD	PHE3/PMX3	M100		INTERNATIONAL
M100	SHEPPARD	PHF1	M100		INTERNATIONAL
M100	SHEPPARD	PHU1	M100		INTERNATIONAL
M100	SHEPPARD	PJB1	M100		INTERNATIONAL
M100	SHEPPARD	PJC1	M100		FREIGHTLINER
M100	SHEPPARD	PJD3	M100		INTERNATIONAL
M100	SHEPPARD		M100		VOLVO
M100	SHEPPARD		M100		KENWORTH
M100	SHEPPARD		M100		FREIGHTLINER
M100	SHEPPARD		M100		MACK
M100	SHEPPARD		M100		MACK
M100	SHEPPARD		M100		PETERBILT
M100	SHEPPARD		M100		
M100	SHEPPARD		M100		FREIGHTLINER
M100	SHEPPARD		M100		INTERNATIONAL
M100	SHEPPARD		M100		MONACO
M100	SHEPPARD		M100		HME
M100	SHEPPARD		M100		SWITCHER
M100	SHEPPARD		M100		OTTAWA

MODEL	OEM	PART NUMBER	CASTING #	SERIES	APPLICATION
M100	SHEPPARD	PMK3	M100		
M100	SHEPPARD	PML3	M100		
M100	SHEPPARD	PMN3	M100		
M100	SHEPPARD	PMP3	M100		
M100	SHEPPARD	PMR3	M100		
M100	SHEPPARD	PMT3	M100		
M100	SHEPPARD	PNB1	M100		
M100	SHEPPARD	PND3	M100		
M100	SHEPPARD	PNE3	M100		
M100	SHEPPARD	PNJ3	M100		
M100	SHEPPARD	PNQ3	M100		
M100	SHEPPARD	PPA3	M100		
M100	SHEPPARD	PPC3	M100		
M100	SHEPPARD	PPF3	M100		
M100	SHEPPARD	PPG3	M100		
M100	SHEPPARD	PPG3/PQW3	M100		SWITCHER
M100	SHEPPARD	PPJ3	M100		CAPACITY
M100	SHEPPARD	PPL3	M100		CAPACITY
M100	SHEPPARD	PPN3	M100		VOLVO
M100	SHEPPARD	PPS3	M100		VOLVO
M100	SHEPPARD	PQE3	M100		MACK
M100	SHEPPARD	PQF3	M100		MACK
M100	SHEPPARD	PQG3	M100		
M100	SHEPPARD	PQH3	M100		MACK
M100	SHEPPARD	PQM3	M100		PETERBILT
M100	SHEPPARD	PQQ3	M100		KENWORTH
M100	SHEPPARD	PQR3	M100		KENWORTH
M100	SHEPPARD	PQT3	M100		KENWORTH
M100	SHEPPARD	PQV3	M100		INTERNATIONAL
M100	SHEPPARD	PQX3	M100		KENWORTH
M100	SHEPPARD	PQY3	M100		KENWORTH
M100	SHEPPARD	PRC3	M100		MACK
M100	SHEPPARD	PRD3	M100		MACK
M100	SHEPPARD	PRE3	M100		
M100	SHEPPARD	PRH3	M100		
M100	SHEPPARD	PRJ3	M100		KENWORTH
M100	SHEPPARD	PRZ3	M100		
M100	SHEPPARD	PSA3	M100		
M100	SHEPPARD	PSL3	M100		
M100	SHEPPARD	PTG3	M100		KENWORTH
M100	SHEPPARD	PTP3	M100		PETERBILT
M100	SHEPPARD	PUC3	M100		INTERNATIONAL



Casting Number

Identification Number

MODEL	OEM	PART NUMBER	CASTING #	SERIES	APPLICATION
M110	SHEPPARD	PAJ22	M110		KENWORTH
M110	SHEPPARD	PBQ1	M110		KENWORTH
M110	SHEPPARD	PBQ3	M110		KENWORTH
M110	SHEPPARD	PBT1	M110		
M110	SHEPPARD	PBV1	M110		
SPARTAN					
SPARTAN					



NOTES

SHEPPARD M110

MODEL	OEM	PART NUMBER	CASTING #	SERIES	APPL
M110	SHEPPARD	PFW1	M110		HME
M110	SHEPPARD	PFY1	M110		INTERNATIC
M110	SHEPPARD	PGM3/PJE3	M110		PIERCE/OSHK
M110	SHEPPARD	PGX1/PKG1/PPS1	M110		PETERBILT
M110	SHEPPARD	PHB3	M110		MACK
M110	SHEPPARD	PHC3	M110		KENWORTH
M110	SHEPPARD	PHE1	M110		KENWORTH
M110	SHEPPARD	PHE3	M110		PETERBILT
M110	SHEPPARD	PHM1/PHN1	M110		PETERBILT
M110	SHEPPARD	PJD1	M110		MACK
M110	SHEPPARD	PJT3	M110		COUNTRY COACH
M110	SHEPPARD	PJW3	M110		PETERBILT
M110	SHEPPARD	PJZ3	M110		
M110	SHEPPARD	PKD3	M110		PIERCE
M110	SHEPPARD	PKG1	M110		KENWORTH
M110	SHEPPARD	PKP1	M110		
M110	SHEPPARD	PKY1	M110		OTTAWA
M110	SHEPPARD	PLL3	M110		F.C.C.
M110	SHEPPARD	PLX3	M110		
M110	SHEPPARD	PMV3	M110		INTERNATIONAL
M110	SHEPPARD	PPL3	M110		
M110	SHEPPARD	PLW3	M110		
M110	SHEPPARD	PPT3	M110		
M110	SHEPPARD	PPX1	M110		
M110	SHEPPARD	PQD3	M110		
M110	SHEPPARD	PQG3	M110		
M110	SHEPPARD	PSA1	M110		
M110	SHEPPARD	SAB2	M110		
M110	SHEPPARD	SAP1/SAU1/SBQ1	M110		
				SLAVE	MILITARY
					PIERCE

M110	SHEPPARD	PCL1
M110	SHEPPARD	PCR1

SHEPPARD SD110




Front View




Identification Number

MODEL	OEM	PART NUMBER	CASTING #	SERIES	APPLICATION
SD110	SHEPPARD	PA3/PC3/PG3	SD110		MACK
SD110	SHEPPARD	PB3	SD110		
SD110	SHEPPARD	PD3	SD110		PETERBILT
SD110	SHEPPARD	PK3/PL3	SD110		MACK
SD110	SHEPPARD	PN3	SD110		MACK

SHEPPARD XD120




Front View



Identification Number

MODEL	OEM	PART NUMBER	CASTING #	SERIES	APPLICATION
XD120	SHEPPARD	PAJ1	XD120		
XD120	SHEPPARD	PD1	XD120	T MITER	CRANE CARRIER
XD120	SHEPPARD	PE1	XD120		
XD120	SHEPPARD	PK1	XD120		
XD120	SHEPPARD	PV1	XD120	T MITER	CRANE CARRIER



Casting Number

MODEL	OEM	CASTING NUMBER	APPLICATION
C300	BDX	2260377	FORD F500/F700
C300	BDX	2261699	FORD F500/F700


BENDIX C500



Casting Number


OEM	CASTING #	SERIES	APPLICATION
BENDIX	2260351		FORD
BENDIX	2261701		FORD
BENDIX	2268006		FORD
BENDIX	281149		NABI

SAGINAW 2609



View 1


Casting Number



View 2

MODEL	OEM	PART NUMBER	CASTING #	APPLICATION
2609	SAGINAW	26096530	26078703	FREIGHTLINER
2609	SAGINAW	26096521	26078703	FREIGHTLINER


SAGINAW 5696067



Casting Number


MODEL	OEM	CASTING NUMBER	AXLE RATING	APPLICATION
5696067	SAGINAW	5696067	12K	CHEVROLET/GMC
5696067	SAGINAW	5696067	18K	CHEVROLET/GMC

SAGINAW 26002502



Casting Number


View 1



View 2

MODEL	OEM	PART NUMBER	CASTING #	SERIES	APPLICATION
DUAL	SAG	15748668	26002502	TOP KICK	CHEVY/GMC
DUAL	SAG	15748686	26002502	TOP KICK	CHEVY/GMC
DUAL	SAG	15781042	26002502	TOP KICK	CHEVY/GMC
DUAL	SAG	26002502	26002502	TOP KICK	CHEVY/GMC
DUAL	SAG	26041145	26002502	TOP KICK	CHEVY/GMC
DUAL	SAG	26054329	26002502	TOP KICK	CHEVY/GMC
DUAL	SAG	26079354	26002502	TOP KICK	CHEVY/GMC
DUAL	SAG	26124200	26002502	TOP KICK	CHEVY/GMC

SAGINAW 7813161



View 1


Casting Number



View 2

MODEL	OEM	PART NUMBER	CASTING #	SERIES	APPLICATION
DUAL	SAGINAW	26016020	7813161	METRIC	CHEVY/GMC
DUAL	SAGINAW	26016021	7813161	SPECIAL METRIC D9	CHEVY/GMC
DUAL	SAGINAW	7813161	7813161	STANDARD	CHEVY/GMC/DODGE
DUAL	SAGINAW	26064832	7813161	SPECIAL METRIC	FREIGHTLINER
DUAL	SAGINAW	26054311	7813161	SPECIAL METRIC	FREIGHTLINER
DUAL	SAGINAW	26079337	7813161	METRIC	CHEVY/GMC
DUAL	SAGINAW	26079354	7813161	SPECIAL METRIC	CHEVY/GMC
DUAL	SAGINAW		7813161	SPECIAL METRIC	CHEVY/GMC
DUAL	SAGINAW	7931985	7831985	STANDARD	CHEVY/GMC/DODGE
DUAL	SAGINAW		7813161 LH/3.5T	SPECIAL METRIC	CHEVY/GMC
DUAL	SAGINAW	26079333	7813161 RH/3 1/3	SPECIAL METRIC	
DUAL	SAGINAW	26079341	7813161 RH/4T	SPECIAL METRIC	FREIGHTLINER
DUAL	SAGINAW	1681130C91	7930389	IHC	INTERNATIONAL

ZF 8014




Casting Number

Identification Number

MODEL	OEM	PART NUMBER	CASTING #	APPLICATION
8014	ZF	8014954121	14111B	FORD
8014	ZF	8014954122	14111B	FORD
8014	ZF	8014955101	14103B	GMC
8014	ZF	8014955103	14107	
8014	ZF	8014955104	14111B	FORD
8014	ZF	8014955105		FORD
8014	ZF	8014955106	14103B	GMC
8014	ZF	8014955108	14103B	GMC
8014	ZF	8014955111	14111B	FORD
8014	ZF	8014955112	14103B	GMC
8014	ZF	8014955113	14105B	GMC
8014	ZF	8014955117		WORKHORSE
8014	ZF	8014974101	14103B	GMC
8014	ZF	8014974102	14105B	GMC
8014	ZF	8014974104	14103B	GMC
8014	ZF	8014974105	14105B	GMC
8014	ZF	8014974107	14103B	GMC
8014	ZF	8014974108	14105B	GMC
8014	ZF	8017955107		GMC


ZF 8016



Identification Number

8016955105 → TAS65-204 Direct interchange, even PITMAN ARM is the same

MODEL	OEM	PART NUMBER	CASTING #	APPLICATION
8016	ZF	8016955105 2 Lines	16124/16126	VOLVO 1-top 1-bottom
8016	ZF	8016955109	16111	SPARTAN
8016	ZF	8016955110	16103	
8016	ZF	8016955111		
8016	Same as THRO ZF 004	8016955112 2 Lines	16124/16126	VOLVO Same side
8016	ZF	8016974101	16103	GMC
8016	ZF	8016974103	16103	GMC




Identification Number

MODEL	OEM	PART NUMBER	CASTING #	APPLICATION
8018	ZF	8018974101	18101	GMC
8018	ZF	8018974102	18101	GMC
8018	ZF	8018955103		
8018	ZF	8018955104	18101	SPARTAN
8018	ZF	8018955108	18101	


ZF 8097



Identification Num




OEM	PART NUMBER	APPLICATION
ZF	8097955960/826	GMC/ISUZU/VOLVO
ZF	8097955994	GMC/ISUZU/VOLVO
ZF	8097955962/827	GMC
ZF	8097955950	




Identification Number

MODEL	OEM	PART NUMBER	APPLICATION
8098	ZF	8098955114	
8098	ZF	8098955146	NEOPLAN
8098	ZF	8098955260	STEWART/STEVENS
8098	ZF	8098955362	
8098	ZF	8098955389	NABI
8098	ZF	8098955415	
8098	ZF	8098955435	
8098	ZF	8098955446	VANHOOL
8098	ZF	8098955508	VAN HOOL
8098	ZF	8098955520	NEOPLAN
8098	ZF	8098955567	
8098	ZF	8098955576	
8098	ZF	8098955641	
8098	ZF	8098955668	
8098	ZF	8098955775	CIVIS
8098	ZF	8098955791	SPARTAN
8098	ZF	8098965176	
8098	ZF	8098974165	


STEERING PUMPS



HOBOURN/EATON B



View 1



View 2

MODEL	OEM	SERIES	SHAFT LENGTH	SHAFT TYPE	APPLICATION
B	EATON	400	1"	KEYED	FORD/INTERNATIONAL
B	EATON	400LV	1"	KEYED	FORD/INTERNATIONAL
B	EATON	500	1.62"	SPLINED	FORD/MACK
B	EATON	600	2.5"	SPLINED	3406 B
B	EATON	600	2.5"	SPLINED	3406 A
B	EATON	700	3.25"	SPLINED	CUMMINS
B	EATON	800	3.5"	KEYED/THREADED	DETROIT
B	EATON	800R	3.5"	KEYED/THREADED	DETROIT
B	EATON	800RX	4.375"	KEYED/THREADED	DETROIT
B	EATON	800X	4.375"	KEYED/THREADED	DETROIT

HOBURN/EATON B

Detroit Style




View 1




View 2

Spline Style




View 1




View 2

HOBOURN/EATON BB



View 1



View 2

HOBOURN/EATON BB R A 2 X * *

Rear Housing Cover

- R CW Casted on Back Housing
- L CCW Casted on Back Housing
- G Special GM Body CW
- F Special Ford Body CW

Shaft Type & Rotor Width

- A Bolt & Key, Pulley Driven, Small Rotor
- B Bolt & Key, Pulley Driven, Large Rotor
- H Nut & Key, Detroit Diesel, Small Rotor
- D Nut & Key, Detroit Diesel, Large Rotor
- E 11 Tooth Spline, Cummins, Cat, Large Rotor
- F 11 Tooth Spline, Cummins, Cat, Small Rotor
- G Bolt & Key, Detroit Diesel, Small Rotor
- L Bolt & Key, Detroit Diesel, Large Rotor
- J Bolt & Key, Ford Diesel, DT466, Small Rotor
- K Bolt & Key, Ford Diesel, DT466, Large Rotor

Orifice Size

- | | |
|---------|----------|
| 1 9/64" | 4 13/64" |
| 2 5/32" | 5 7/32" |
| 3 3/16" | |

Pressure Setting

- | | |
|-------------------|-------------------|
| A 650 - 850 psi | N 1700 - 1900 psi |
| B 800 - 1000 psi | P 1750 - 1950 psi |
| C 1000 - 1200 psi | Q 1800 - 2000 psi |
| D 1100 - 1300 psi | R 1850 - 2050 psi |
| E 1200 - 1400 psi | S 1900 - 2100 psi |
| F 1250 - 1350 psi | T 1950 - 2150 psi |
| G 1350 - 1550 psi | U 2000 - 2200 psi |
| H 1400 - 1600 psi | V 2050 - 2250 psi |
| J 1500 - 1700 psi | W 2100 - 2300 psi |
| K 1550 - 1750 psi | X 2200 - 2400 psi |
| L 1600 - 1800 psi | Y 2250 - 2450 psi |
| M 1650 - 1850 psi | Z 2300 - 2500 psi |





A Pressure Port



B Return Port

VICKERS V10



Bottom View
Identification Number

VICKERS V10 F 1 P 7 P 38 C 6 G 20 *

Vane Pump Series 10

Cover

F Flow Control & Relief P Priority Valve & Relief
NF Flow Control Cover Omitted Standard Cover

Mounting

- 1 2 Bolt Flange (SAE "A" Size)
- 2 Foot Bracket at 12:00 (viewed from shaft end)
- 23 Foot Bracket at 3:00
- 26 Foot Bracket at 6:00
- 29 Foot Bracket at 9:00

Inlet Port Connections

F 1.156 Dis. Port P 1" NPT thd
H 1 in. O.D. Tube Connection S 1.3123" - 12 Straight thd
K 1.3125" - 12 UN 2B thd. T 1.1875" 12 Straight thd

SAE Rated Capacity (1200 RPM - 100 PSI)

1 1 USGPM 3 3 USGPM 5 5 USGPM 7 7 USGPM
2 2 USGPM 4 4 USGPM 6 6 USGPM

	Flow Control Cover (F)		Outlet Port Connections
	Standard Cover	Pressure	Flow Control Cover (NF) Pressure
K			
P	1/2" NPT Thd.	3/4"-16 St. Thd.	1/2" NPT Thd. 3/4"-16 St. Thd.
R	1 1/16"-12 St. Thd.		
S	3/4"-16 St. Thd.		
T		3/4"-16 St. Thd.	3/4"-16 St. Thd. 3/4"-16 St. Thd.
Y	7/8"-14 St. Thd.		

Shafts

1 Straight Keyed 6 Str. Stub-keyed 27 Tang
3 Threaded with woodruff key 11 Splined 9 teeth 34 Threaded
4 Threaded 12 Splined 13 teeth 38 Splined 11 Teeth

Pressure Port Positions (Viewed from cover end of pump)

A Opposite Inlet Port C In line with inlet
B 90° Counterclockwise from inlet D 90° Clockwise from inlet

Flow Rate thru Orifice in Cover




1 1 USgpm (V10P) 3 3 USgpm (V10F Only) 5 (V10F Only) 7 7 (V10F Only)
2 2 USgpm (V10F) 4 4 USgpm 6 6 USgpm 8 8 (V10F Only)

Pressure Setting

A 250 PSI C 750 PSI E 1250 PSI G 1750 PSI J 2250 PSI
B 500 PSI D 1000 PSI F 1500 PSI H 2000 PSI K 2500 PSI

Design & Modification

L Left Hand Rotation when viewed from the shaft end



Bottom View
Stamped Identification Number

Bottom View
Tag Identification Number

VICKERS

Vane Pump Series 20

V20

F

1

P

7

P

38

C

6

G

20

*

Cover

F Flow Control
Omitted Standard Cover

NF Flow Control Cover
P Priority Valve Cover

Mounting

- 1 2 Bolt Flange, SAE A
- 2 Foot Bracket at 12:00 (viewed from shaft end)
- 3 PTO
- 4 Face Type
- 6 2 Bolt Flange, SAE B
- 23 Foot Bracket at 3:00
- 26 Foot Bracket at 6:00
- 29 Foot Bracket at 9:00

Inlet Port Connections

- D 1.312-12 UN-2B Thread
- E 1.5" Dia. 2 Bolt Flange
- F 1.156" Dia. 2 Bolt Flange
- P 1 1/4" NPTF
- R 1" NPTF
- S 1.625-12 UN-2B Thread

Ring Capacity (1200 RPM, 100 PSI)

- 5 5 USGPM
- 6 6 USGPM
- 7 7 USGPM
- 8 8 USGPM
- 9 9 USGPM
- 10 10 USGPM
- 11 11 USGPM
- 12 12 USGPM
- 13 13 USGPM

Standard Cover	Flow Control Cover (F) Pressure	Outlet Port Connections Flow Control Cover (NF) Pressure
1/2" NPT Thd.	3/4"-16 St. Thd.	3/4"-16 St. Thd.
1 1/16"-12 St. Thd.	1/2" NPT Thd.	3/4"-16 St. Thd.
3/4"-16 St. Thd.	3/4"-16 St. Thd.	3/4"-16 St. Thd.
7/8"-14 St. Thd.	3/4"-16 St. Thd.	3/4"-16 St. Thd.


Threaded Keyed	Positions (Viewed from cover end of pump)	27 Tang	38 Splined 11 Teeth	54 Splined 20 Teeth	62 Splined
6 Straight Stub, Keyed	C In line with inlet				
11 Splined	D 90° Clockwise from inlet				
15 Splined					

Face in Cover	SI	SI	E 1250 PSI	G 1750 PSI	J 2250 PSI
3 USgpm	5 5 USgpm	7 7 USgpm			
4 USgpm	6 6 USgpm	8 8 USgpm			
		9 9 USgpm			
		10 10 USgpm			
		11 11 USgpm			
		12 12 USgpm			
			F 1500 PSI	H 2000 PSI	K 2500 PSI
			12 V20P	22 V20F	

Flow Control	Relief Setting	Direction of Rotation	Shaft Type	Housing & Cover
12 3.17	10 1450 PSI	R Clockwise Rotation	1 11 tooth 16/32 spl	Standard Cover
14 3.70 G	12 1740 PSI		2 .625 diameter wood	01 Outlet
16 4.23 GP	14 2030 PSI		3 7/8" B-Flange Taper	02 Right Inlet
				03 Right Right
				04 Right Top
				05 Left Left
				06 Left Right
				07 Left Top
				08 Right Left
				09 Right Right
				10 Right Top
				11 Left Left
				12 Left Right

Customer Version 00 Standard

TRW PS



TRW PART NUMBER PS 18 12 10 L 1 01 00

Capacity Designation

Displacement per Revolution (cc)

28
32
36

W 20 5.28 GPM
24 6.34 GPM
28 7.40 GPM

15 2175 PSI
16 2320 PSI
17 2465 PSI

L Counterclockwise Rotation

Key
Shaft


Housing
Orientation

18" Offset Cover

	Outlet	Inlet	Housing Orientation
13	Right	Left	0°
14	Left	Right	0°
15	Left	Top	0°
16	Right	Top	0°

B-Flange Cover

	Outlet	Inlet	Housing Orientation
26	Left	Left	0°



TRW PART NUMBER EV 18 12 15 R 1 01 00

Family Designation

Displacement per Revolution (cc)

- 18
- 22
- 25
- 28

Flow Control

- 2 3.17 GPM
- 1 3.70 GPM
- 0 4.23 GPM

Pressure Setting

- 1305 PSI 17 2465 PSI
- 2175 PSI 18 2683 PSI
- 2320 PSI

Direction of Rotation


- Counterclockwise Rotation L Counterclockwise Rotation

1 11 tooth 16/32 spline


Flange - JIC ports
Flange - Metric Ports

Revision 00 Standard

ZF 767



Spline Style



Gear Style




Identification Number

OEM	PART NUMBER	APPLICATION	OE PART NUMBER	OE SERVICE NUMBER
ZF	7672955278	DAIMLER	MBT A0014661101	
ZF	7673671124	FORD		F4HZ-3A674-B
ZF	7673900103	FORD	E8HT-3K514-AA	E8HZ-3A674-E
ZF	7673900113	FORD		
ZF	7673900114	FORD	F4HT-3K514-EA	E8HZ-3A674-P
ZF	7673955141			
ZF	7673955176	MACK		
ZF	7673955221			
ZF	7673955253			
ZF	7673955271	VOLVO/WHITE		
ZF	7673955272	VOLVO/WHITE		
ZF	7673955273	VOLVO/WHITE		
ZF	7673955320	PETERBILT		
ZF	7673955321	PACCAR		
ZF	7673955330	FORD	E9TD-3A674-BB	E9TZ-3A674-B
ZF	7673955386			
ZF	7673955958	PETERBILT		
ZF	7673955959	PACCAR		


ZF 767

MODEL	OEM	PART NUMBER	APPLICATION	OE PART NUMBER	OE SERVICE NUMBER
767	ZF	7673955979			
767	ZF	7674671143	GAS ENG.	E8HZ-3A674-S	E8HZ-3A674-S
767	ZF	7674900101	FORD	E8HT-3A674-BA	F6HZ-3A711-VA
767	ZF	7674900111	FORD	F4HT-3K514-BA	
767	ZF	7674900112	FORD	F4HT-3K514-FA	E8HZ-3A674-R
767	ZF	7674955164	MACK		
767	ZF	7674955250			
767	ZF	7674955275	PETERBILT		
767	ZF	7674955290	FORD	E9HT-3A674-CA	F0HZ-3A674-A F0HZ-3A674-D
767	ZF	7674955328	FORD	F3HT-3A674-EA	
767	ZF	7674955342	FORD	F4HT-3A674-CA	F4HZ-3A674-D
767	ZF	7674955343	FORD	F6HT-3A674-ZA	F4HZ-3A674-D F4HT-3A674-GA
767	ZF	7674955913	PETERBILT	TE 31451598	
767	ZF	7674955920	PETERBILT		
767	ZF	7674955928		MBT A6804660601	
767	ZF	7674955929			
767	ZF	7674955939	MCI		
767	ZF	7674974105	FORD	F3HT-3A674-AB	F3HZ-3A674-A F1HZ-3A674-J
767	ZF	7674974106	FORD	F4HT-3A674-AA	F2HZ-3A674-B
767	ZF	7674974107	FORD	F3HT-3A674-FA	
767	ZF	7674974109	FORD	F4HT-3A674-LA	F4HZ-3A674-F
767	ZF	7674974110	FORD	F4HT-3A674-KA	F4HZ-3A674-F
767	ZF	7674974909	FORD	E8HT-3A674-AA	E8HZ-3A674-M
767	ZF	7674974910	FORD	F1HT-3A674-FA	F3HZ-3A674-M E8HZ-3A674-A F1HT-3A674-FA1
767	ZF	7674974922	FORD	F1HT-3A674-FA	F3HZ-3A674-B
767	ZF	7674974923	FORD	F3HZ-3A674-F	F3HT-3A674-DA F1HZ-3A674-M
767	ZF	7674974924	FORD	E8HZ-3A674-M	E8HZ-3A674-M F4HZ-3A674-F
767	ZF	7674975920	PETERBILT		
767	ZF	7677955179	STERLING	F1HT-3A674-CA	F1HZ-3A674-F
767	ZF	7677955180	STERLING	F1HT-3A674-AA	F1HZ-3A674-D
767	ZF	7677955181	STERLING	F1HT-3A674-EA	F1HZ-3A674-H
767	ZF	7677955187	STERLING	F1HT-3A674-JA	F1HZ-3A674-L
767	ZF	7677974103	FORD	F1HT-3A674-BA	F1HT-3A674-BA
767	ZF	7677974104	FORD	F1HT-3A674-GA	F1HZ-3A674-K
767	ZF	7677974105	FORD	F1HT-3A674-DA	F1HT-3A674-DA
767	ZF	7677974106	FORD	F3HT-3A674-GA	F2HZ-3A674-B
767	ZF	7677974107	FORD	F6HT-3A674-TA	F6HZ-3A674-TA
767	ZF	7673955305/383	FORD		
767	ZF	7674955272/344	FORD		
767	ZF	7674955273/345	FORD		
767	ZF	7673955202	VOLVO		
767	ZF	7673955940			
767	ZF	7674955154			
767	ZF	7674955325	VAN HOOL BUS		
7674974	ZF	7674974113			


ZF 768



Spline Style



Gear Style



Pulley Style



Tang Style



Identification Tag
Bottom View


OEM	MODEL	PART NUMBER	RELIEF PRESSURE	APPLICATION	OE PART NUMBER	OE SERVICE NUMBER
ZF	7683955	7683955710	1800	WORK HORSE	W0007632	
ZF	7684955	7684955174			14-14418-000	
ZF	7684955	7684955181	2700	FREIGHTLINER	14-14599-000	
ZF	7684955	7684955708	2600	FORD RV (6.8L)	2C34-3A674-BA	2C3Z-3A674-BA
ZF	7684955	7684955709	1800	FORD RV (6.8L)	2C34-3A674-AA	2C3Z-3A674-AA
ZF	7684955	7684955728	2300	FORD		
ZF	7684955	7684955739	2800	GMC		15002492
ZF	7684955	7684955741	1900	GMC		15002493
ZF	7684955	7684955742	1800	FORD VAN (6.8L)		

(Continued on next page)

ZF 768

OEM	MODEL	PART NUMBER	RELIEF PRESSURE	APPLICATION	OE PART NUMBER	OE SERVICE NUMBER
ZF	768	7684988120	2400			
ZF	7685955	7685955181				
ZF	7685955	7685955223	2200	FREIGHTLINER	14-14407-000	
ZF	7685955	7685955225	2200	FREIGHTLINER	14-14407-002	
ZF	7685955	7685955226	2300	FREIGHTLINER	14-14407-003	
ZF	7685955	7685955236	2700	FREIGHTLINER	14-14599-001	
ZF	7685955	7685955268	2800	FREIGHTLINER		
ZF	7685955	7685955269		FREIGHTLINER	14-14599-003	
ZF	7685955	7685955285		NOVA BUS		
ZF	7685955	7685955509				
ZF	7685955	7685955603	2800	FREIGHTLINER	14-14777-000	
ZF	7685955	7685955607	2800	FREIGHTLINER	14-15084-000	
ZF	7683955	7685955623	1800	WORK HORSE	W0010888	
ZF	7685955	7685955702	2400			
ZF	7685955	7685955703	2400			
ZF	7685955	7685955704	2300	FDC1460	F7HT-3A674-FA	F7HZ 3A674 FA
ZF	7685955	7685955708	2300		XC45-3A674-AA	F8HZ-3A674-AA
ZF	7685955	7685955710	2300	FORD/STERLING	F8HT-3A674-BA	F8HZ-3A674-BA
ZF	7685955	7685955714	2300	FORD/STERLING	XC45-3A674-CA	XC4Z 3A674 CA
ZF	7685955	7685955715	2300	FORD/STERLING	F81A-3A674-AA	F81Z-3A674-AB
ZF	7685955	7685955744	2300	FORD/STERLING	YC3Z-3A674-CA	
ZF	7685955	7685955747	2400	FORD/STERLING	YC35-3A674-AA	
ZF	7685955	7685955763	2300			
ZF	7685955	7685955783	2900	FORD/INTERNATIONAL	3574128C91/4C4Z3A674AA	
ZF	7685955	7685955768/806	2700	GMC	15286010	15002494
ZF	7685955	7685955817	2500	INTERNATIONAL	3808589C91	
ZF	768	7685988502	2400			
ZF	7686955	7686955163	2200	FREIGHTLINER		14-14407-004
ZF	7686955	7686955173	2700	FREIGHTLINER		14-14599-004
ZF	768	7686974702	2750	GMC		15002478
ZF	7686955	7686974702	2750			
ZF	7687955	7687955701	2200	FORD/STERLING	F7HS-3A674-CA	F7HS 3A674 CA
ZF	7687955	7687955702	1900	FORD/STERLING		F8HZ-3A674-AB
ZF	7687955	7687955707	2300	FORD/STERLING		XC45-3A674-NA
ZF	7687955	7687955708	2300	FORD/STERLING		XC45-3A674-LA
ZF	7687955	7687955709	2300	FORD/STERLING		XC45-3A674-MA
ZF	7687955	7687955710	2300	FORD/STERLING		XC45-3A674-RA
ZF	7688955	7688955501	2350	FREIGHTLINER		14-14220-000
ZF	7688955	7688955506	2175	STERLING		14-14705-000
ZF	7688955	7688955509	2350	FREIGHTLINER		14-14791-000
ZF	7688955	7688955510	2175	FREIGHTLINER		14-14705-001
ZF	7688955	7688955512		FREIGHTLINER		14-15466-000
ZF	7685955	7685955288/301	2300	GMC		93803969
ZF	7685955	7685955759/808	2175	GMC		15153616
ZF	7685955	7685955794/807	2175	GMC		93803970

LUK LF73



Identification Number



Identification Tag


MODEL	OEM	PART NUMBER	APPLICATION
LF73	LUK	515790	VOLVO
LF73	LUK	2105341	INTERNATIONAL
LF73	LUK	2106260	KENWORTH
LF73	LUK	2106400	VOLVO
LF73	LUK	2106552	PETERBILT
LF73	LUK	2106751	VOLVO
LF73	LUK	2106754	VOLVO
LF73	LUK	2106961	PETERBILT
LF73	LUK	2107545	INTERNATIONAL
LF73	LUK	2107547	INTERNATIONAL
LF73	LUK	2107554	INTERNATIONAL
LF73	LUK	2107558	INTERNATIONAL
LF73	LUK	2107670	WESTERN STAR

(Continued on next page)

LUK LF73


MODEL	OEM	PART NUMBER	APPLICATION
LF73	LUK	2107671	WESTERN STAR
LF73	LUK	2108215	
LF73	LUK	2108321	VOLVO
LF73	LUK	2108443	FREIGHTLINER
LF73	LUK	2108653	INTERNATIONAL
LF73	LUK	2108655	INTERNATIONAL
LF73	LUK	2112224	FORD/INTERNATIONAL
LF73	LUK	2105424/2106724	FREIGHTLINER/DINA
LF73	LUK	2106722/2106750	FREIGHTLINER/VOLVO
LF73	LUK	2106727/2106191	FREIGHTLINER
LF73	LUK	2106752/2108763	FREIGHTLINER
LF73	LUK	2106835/2108762	FREIGHTLINER
LF73	LUK	2107323/2107560	INTERNATIONAL
LF73	LUK	2107546/2107666	INTERNATIONAL/WESTERN STAR
LF73	LUK	2107550/515892	KENWORTH/WESTERN STAR
LF73	LUK	2107669/2105508	INTERNATIONAL/WESTERN STAR
LF73	LUK	2108322/2107467	VOLVO
LF73	LUK	515893/2107552	INTERNATIONAL/WESTERN STAR
LF73	LUK	LH2110493	INTERNATIONAL
LF73	LUK	LH8118130	
LF73C	LUK	2106771	FREIGHTLINER/BLUE BIRD
LF73C	LUK	2106818	THOMAS BUS
LF73C	LUK	2106820	THOMAS BUS
LF73C	LUK	2107262	INTERNATIONAL
LF73C	LUK	2107361	MACK
LF73C	LUK	2107507	MACK
LF73C	LUK	2107561	INTERNATIONAL
LF73C	LUK	2107611	INTERNATIONAL
LF73C	LUK	2108206	FREIGHTLINER/MCI
LF73C	LUK	2108657	
LF73C	LUK	2108759	FRTLNR 3126 CAT
LF73C	LUK	2110561	FREIGHTLINER/MCI
LF73C	LUK	2110668	INTERNATIONAL
LF73C	LUK	2106811/2106771	VOLVO/FREIGHTLINER/BLUE BIRD
LF73C	LUK	2107204/2107563	INTERNATIONAL
LF73C	LUK	2107878/2107927	MACK/SPARTAN
LF73W	LUK	2112515	INTERNATIONAL

SAGINAW 143



143

143A




3/4" Standard Mount

1" Offset Mount

MODEL	OEM	CASTING NUMBER	APPLICATION
143	SAGINAW	7812808	CHEVY/GMC/INTERNATIONAL
143A	SAGINAW	7812808	CHEVY/GMC

26016420-143

CORE RETURN



Core Return Instructions

The Weller Truck Parts core return program is designed to facilitate an efficient and cost effective way of returning your cores. Following the instructions listed below will insure your core is processed quickly and correctly.

1. Attach the Core Return Tag provided with the remanufactured unit to core.

- For warranty units, obtain a Warranty Repair Authorization (RA#) from your Weller Truck Representative. If you are not sure who your representative is call the Reman Center at 1-800-872-6697 or email warranty@wellertruck.com.

2. Prepare the unit for shipping.

- Drain oil from unit.
- Band, wrap, or strap unit(s) to a pallet.
- Attach a copy of the warranty invoice, core tag or RA# to the unit for identification.

3. Notify Weller Shipping Department when unit is ready for pick up.

- Email corereturn@wellertruck.com or call 1-800-872-6697 Ext. 3794 or 3759
- Provide the following:
 - ◆ Core return tag # or Weller Truck Parts invoice # or the RA# if the unit is a possible warranty
 - ◆ Your contact information
 - ◆ Hours of operation.
- Weller will prepare the bill of lading and schedule your unit to be picked up by a Weller approved carrier.

Thank you for choosing Weller Truck Parts.

Failure to follow these procedures could result in core credit delays and freight charge backs.

www.wellertruck.com



THE WELLER REMAN NETWORK



WELLER WARRANTY

WARRANTY STATEMENT

Warranty Coverage

Standard Warranty Coverage

Weller Reman Steering Gears – One year, unlimited mileage – parts and labor.

Authorized Repair Points – Our Nationwide Warranty may be administered only by an authorized warranty repair facility. Call 1-800-872-6697 for authorization.

Exclusions – Subject to the conditions stated herein, Weller warrants to the original retail purchaser thereof that its Reman products will, when used in a motor truck for on-highway or on/off-highway applications in the United States and properly installed and assembled on vehicles approved by the O.E.M. for such purpose, be and remain under normal conditions of use and operation free from failure due to defects in materials and workmanship from the date of sale.

This warranty covers parts and labor to repair or replace, at Weller's option, the failed Weller component. Units installed as replacements under this warranty are warranted only for the remainder of the original warranty period.

This warranty shall not extend to failures or damage due to improper lubrication or operation in excess of original design limitations, failure to follow normal published preventive maintenance guidelines of the O.E.M., abuse or damage by improper installation, casualty or shipment.

This warranty shall not extend to repairs for noise (including idle rattle), excessive operating temperature, transmission rear seal leakage, nor does it cover failures caused by engine, clutch, driveline; including transmission synchronizer pin breakage, or other truck components or system.

This warranty does not cover failures caused by a worn, damaged or defective part or component mounted to the unit by the dealer or retail purchaser, including without limitation, the transmission end yoke.

All warranty claims shall be made to Weller and shall be supported by satisfactory evidence in respect of the conditions stated herein. As a condition precedent to the allowance of such claims, the component or assembly involved shall, if requested by Weller, be returned prepaid to Weller for examination.

EXCEPT FOR THE EXPRESS WARRANTY STATED HEREIN, WELLER DISCLAIMS ALL WARRANTIES, EXPRESS OR IMPLIED, INCLUDING WITHOUT LIMITATION THE IMPLIED WARRANTIES OF MERCHANTABILITY AND FITNESS FOR A PARTICULAR PURPOSE. THE FOREGOING IS THE LIMIT OF THE LIABILITY OF WELLER, AND IS THE EXCLUSIVE AND SOLE REMEDY OF THE PARTY TO WHOM THIS WARRANTY IS MADE. LIABILITY ON THE PART OF WELLER FOR DAMAGES, EXPRESSLY INCLUDING CONSEQUENTIAL DAMAGES IS DISCLAIMED.

This warranty may not be changed or modified in any way except in writing by Weller.

● **Nationwide**

● **One Year Coverage**

● **Unlimited Mileage**

Call Us!

800-872-6697

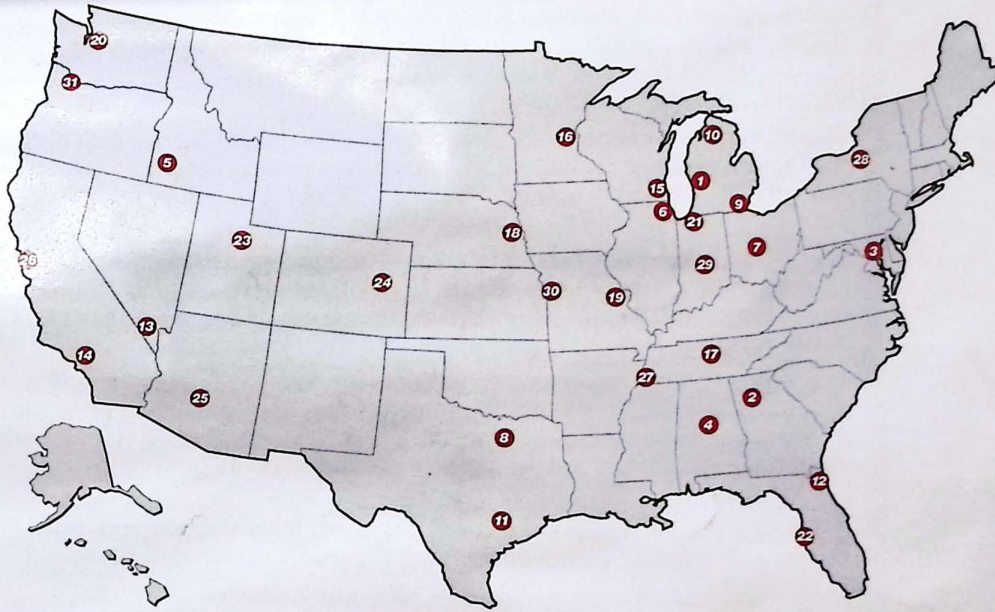
-for-

● **Technical Assistance**

● **Return Authorization**

THE WELLER REMAN NETWORK

THE WELLER REMAN NETWORK



1 Reman Center
 1500 Gezon Pkwy S.W.
 Grand Rapids, MI 49509
 616-724-2000
 800-872-6697

2 Atlanta, GA
 5007 Clark Howell Hwy., Suite A
 Atlanta, GA 30349
 404-768-9577
 877-768-9577

3 Baltimore, MD
 899 Airport Park Rd., Ste. N
 Glen Burnie, MD 21061
 410-553-0443
 877-550-0443

4 Birmingham, AL
 116 Total Solutions Way
 Alabaster, AL 35007
 205-685-0777
 866-535-0777

5 Boise, ID
 8484 W. Victory Road
 Boise, ID 83709
 208-331-1061
 888-331-1061

6 Chicago, IL
 14407 S Gougar Rd Ste 500
 Lockport, IL 60491
 708-974-9919
 888-974-9319

7 Columbus, OH
 2885 International St.
 Columbus, OH 43228
 614-771-9500
 866-771-9501

8 Dallas, TX
 3113 Skyway Circle N
 Irving, TX 75038
 972-258-0460
 855-258-0460

9 Detroit, MI
 29826 W. Eight Mile Road
 Farmington Hills, MI 48336
 248-473-1900
 800-473-1905

10 Gaylord, MI
 353 Expressway Court
 Gaylord, MI 49735
 989-731-6700
 888-731-6700

11 Houston, TX
 4549 Aldine Bender
 Houston, TX 77032
 281-442-8855
 877-677-8855

12 Jacksonville, FL
 10330 Chedoak Court, Suite 205
 Jacksonville, FL 32218
 904-757-0777
 888-474-0777

13 Las Vegas, NV
 2985 Coleman St., Suite 14
 North Las Vegas, NV 89032
 702-638-8222
 866-764-8222

14 Los Angeles, CA
 9355 Cherry Ave.
 Fontana, CA 92335
 909-356-8322
 877-356-8322

15 Milwaukee, WI
 8625 North 107th
 Milwaukee, WI 53224
 414-354-6400
 877-354-6400

16 Minneapolis, MN
 3201 85th Avenue North
 Brooklyn Park, MN 55443
 763-424-3800
 877-424-3802

17 Nashville, TN
 230 Molly Walton Drive
 Hendersonville, TN 37075
 615-264-2750
 866-426-2750

18 Omaha, NE
 8623 S. 117th St.
 LaVista, NE 68128
 402-597-9000
 855-597-9001

19 St. Louis, MO
 2388 Chaffee Drive
 Maryland Heights, MO 63146
 314-692-2227
 877-992-2227

20 Seattle, WA
 6408 South 196th Street
 Kent, WA 98032
 253-872-0321
 877-572-0321

21 South Bend, IN
 3303 William Richardson Ct
 Suite 200
 South Bend, IN 46628
 574-237-1000
 800-968-8860

22 Tampa, FL
 217 Hobbs Street
 Suite 103
 Tampa, FL 33619
 813-685-6100
 866-685-6109

23 Salt Lake City, UT
 3450 W. California Ave.
 Suite 400
 Salt Lake City, UT 84109
 801-886-0100
 855-847-0100

24 Denver, CO
 Drive Train Indu

25 Phoenix, AZ
 702-638-8222
 866-764-8222

26 San Francisco, CA
 909-356-8322
 877-356-8322

27 Memphis, TN
 205-685-0777
 866-535-0777

28 Syracuse, NY
 4530 Morgan Place
 Liverpool, NY 13090
 315-457-7098
 844-320-4288

29 Indianapolis, IN
 574-237-1000

30 Kansas City, MO
 3824 N. Skyles Ave.
 Kansas City, MO 64116
 816-454-2237
 844-341-4578

31 Portland, OR
 Coming Soon!

**WELLER
 REMAN CENTERS**
 www.wellertruck.com

WELLERREMAN
 1500 Gezon Pkwy
 Grand Rapids, MI 49509

Change Service Requested

THE WELLER REMAN NETWORK



- 1** Reman Center
1500 Gezon Pkwy S.W.
Grand Rapids, MI 49509
616-724-2000
800-872-6697
- 2** Atlanta, GA
5007 Clark Howell Hwy., Suite A
Atlanta, GA 30349
404-768-9577
877-768-9577
- 3** Baltimore, MD
899 Airport Park Rd., Ste. N
Glen Burnie, MD 21061
410-553-0443
877-550-0443
- 4** Birmingham, AL
116 Total Solutions Way
Alabaster, AL 35007
205-685-0777
866-535-0777
- 5** Boise, ID
8484 W. Victory Road
Boise, ID 83709
208-331-1061
888-331-1061

- 6** Chicago, IL
14407 S Gougar Rd Ste 500
Lockport, IL 60491
708-974-9919
888-974-9319
- 7** Columbus, OH
2885 International St.
Columbus, OH 43228
614-771-9500
866-771-9501
- 8** Dallas, TX
3113 Skyway Circle N
Irving, TX 75038
972-258-0460
855-258-0460
- 9** Detroit, MI
29826 W. Eight Mile Road
Farmington Hills, MI 48336
248-473-1900
800-473-1905
- 10** Gaylord, MI
353 Expressway Court
Gaylord, MI 49735
989-731-6700
888-731-6700

- 11** Houston, TX
4549 Aldine Bender
Houston, TX 77032
281-442-8855
877-677-8855
- 12** Jacksonville, FL
10330 Chedock Court, Suite 205
Jacksonville, FL 32218
904-757-0777
888-474-0777
- 13** Las Vegas, NV
2985 Coleman St., Suite 14
North Las Vegas, NV 89032
702-638-8222
866-764-8222
- 14** Los Angeles, CA
9355 Cherry Ave.
Fontana, CA 92335
909-356-8322
877-356-8322
- 15** Milwaukee, WI
8625 North 107th
Milwaukee, WI 53224
414-354-6400
877-354-6400

- 16** Minneapolis, MN
3201 85th Avenue North
Brooklyn Park, MN 55443
763-424-3800
877-424-3802
- 17** Nashville, TN
230 Molly Walton Drive
Hendersonville, TN 37075
615-264-2750
866-426-2750
- 18** Omaha, NE
8623 S. 117th St.
LaVista, NE 68128
402-597-9000
855-597-9001
- 19** St. Louis, MO
2388 Chaffee Drive
Maryland Heights, MO 63146
314-692-2227
877-992-2227
- 20** Seattle, WA
6408 South 156th Street
Kent, WA 98032
253-872-0321
877-572-0321

- 21** South Bend, IN
3303 William Richardson Ct.
Suite 200
South Bend, IN 46628
574-237-1000
800-968-8860
- 22** Tampa, FL
217 Hobbs Street
Suite 103
Tampa, FL 33619
813-685-6100
866-685-6109
- 23** Salt Lake City, UT
3450 W. California Ave.
Suite 400
Salt Lake City, UT 84104
801-886-0100
855-847-0100
- 24** Denver, CO
Drive Train Industries
- 25** Phoenix, AZ
702-638-8222
866-764-8222
- 26** San Francisco, CA
909-356-8322
877-356-8322
- 27** Memphis, TN
205-685-0777
866-535-0777
- 28** Syracuse, NY
4530 Morgan Place
Liverpool, NY 13090
315-457-7098
844-320-4288
- 29** Indianapolis, IN
574-237-1000
- 30** Kansas City, MO
3824 N. Skiles Ave.
Kansas City, MO 64161
816-454-2237
844-341-4578
- 31** Portland, OR
Coming Soon!

**WELLER
 REMAN CENTER**
www.wellertruck.com

WELLER TRUCK PARTS

1500 Gezon Parkway SW
Grand Rapids, MI 49509
P: 616.724.2000
800.872.6697
F: 616.724.3770
www.wellertruck.com

Parts Manager

On behalf of Weller Reman, we would be honored to have the opportunity to work with you on your next obsolete, discontinued, or late model drivetrain situation. With our **Same Day Policy**, we can help when you face a stock out/obsolete problem, excessive lead times, or an unfamiliar drivetrain product.

We house an extensive inventory of gearing for both old and very current Fuller, Spicer, Mack, Rockwell, IHC, Allison Automatics, New Process, and other OEMs. Also, with over 17,000 rebuilt units and 900 employees specializing in just drivetrain, we are ready to work with you on eliminating your customer's downtime.

We look forward to hearing from you.

Thank You,

Your Weller Team

Your Weller Team

Adjustment Procedures 10, 11, 12

Bendix C300 48

Bendix C500 49

Bleeding The System 13, 14, 15

Core Return 74

Dyno Testing 7

Hobourn/Eaton B 60, 61

Hobourn/Eaton BB 62

Installation Instructions 9

LUK LF73 71, 72

Poppet Valves 10

Program Description 5

Relief Plunger 11

Saginaw 143 73

Saginaw 2609 50

Saginaw 5696067 51

Saginaw 7813161 53

Saginaw 26002502 52

Sheppard 292 31, 32

Sheppard 392 33, 34

Sheppard 492 35, 36

Sheppard 592 37, 38

Sheppard HD94 39

Sheppard M80 40

Sheppard M90 41

Sheppard M100 42, 43

Sheppard M110 44, 45

Sheppard SD110 46

Sheppard XD120 47

Steering Gear 9

Steering Pumps 59

T

TRW EV 66

TRW HF54 16

TRW HF64 17

TRW HFB52 18

TRW HFB64 19, 20

TRW HFB70 21

TRW PS 65

TRW TAS40 22

TRW TAS55 23

TRW TAS65 24, 25, 26

TRW TAS85 27, 28

TRW THP45 29

TRW THP60 30

V

Vickers V10 63

Vickers V20 64

W

Warranty 75

Weller Locations 8

Weller Way 6

Z

ZF 767 67, 68

ZF 768 69, 70

ZF 8014 71

ZF 8016 72

ZF 8018 73

ZF 8097 74

ZF 8098 75

THE WELLER REMAN NETWORK